

# Braces and Supports

2017





## Ottobock

For more than 90 years, Ottobock has stood for competence in orthopaedics technology and for innovative devices that restore mobility and quality of life to persons with disabilities. Our goal in orthotics is to develop the latest medical and technical fitting solutions to support the physician during therapy and make his work easier.

To achieve this, it is crucial for us to exchange information with you and your colleagues. We are looking forward to meeting you!

# Osteoarthritis and stroke product overview

Areas of the body	Osteoarthritis products	Stroke products
<b>Foot/ankle</b>		GoOn Ankle foot orthosis Malleo Neurexa Pro WalkOn Reaction Junior WalkOn WalkOn Trimable WalkOn Flex WalkOn Reaction WalkOn Reaction Plus
<b>Knee</b>	Agilium Freestep 2.0 Agilium Freestep Classic Agilium Reactive Agilium Patella Pro Genu Arthro	Genu Neurexa
<b>Shoulder</b>		Omo Neurexa Plus
<b>Hand/thumb</b>		Manu Neurexa Plus

## Product overview

Areas of the body	Supports	Stabilising orthoses	Immobilising orthoses	Relief orthoses/insoles
<b>Foot/ankle</b>	Malleo Sensa Achillo Sensa Hallux Valgus Comfort Hallux Valgus Combo Comfort	Malleo Sprint Dyna Ankle Malleo TriStep		
	Elastic ankle supports 502, 504	Malleo Sprint, light Malleo Direxa Stirrup	Infinity Air Walker, low Infinity Air Walker, high Infinity Double Air Walker, low Infinity Double Air Walker, high Malleo Immobil Walker, low Malleo Immobil Air Walker, low Malleo Immobil Walker, high Malleo Immobil Air Walker, high Malleo Immobil ROM Walker Malleo Immobil Night Splint	Heel relief orthosis Heel pads 93220, 93225 Silicone heel pad Technogel heel pad Technogel heel pad with SoftSpot Technogel insole
		Ankle foot orthosis Malleo Neurexa Pro WalkOn WalkOn Trimable WalkOn Flex WalkOn Reaction WalkOn Reaction Plus		
<b>Knee</b>	Genu Therma Tendon Genu Therma Chondro Genu Therma Combi Genu Therma Genu Therma Patella	Genu Therma Stable Genu Carezza/wraparound Genu Direxa/wraparound Genu Direxa Stable/wraparound Genu Direxa Stable Long/wraparound	Genu Immobil 0°/20° Genu Immobil Vario Genu Immobil Vario T Genu Immobil Adjuster	Agilium Freestep 2.0 Agilium Freestep Classic Agilium Reactive Agilium Patella Pro Genu Arthro



<b>Areas of the body</b>	<b>Supports</b>	<b>Stabilising orthoses</b>	<b>Immobilising orthoses</b>	<b>Relief orthoses</b>
<b>Knee</b>	Genu Therma Fit Genu Sensa Genu Carezza Patella Stabilizer	Genu Arexa Patella Pro Xeleton Genu Neurexa		
<b>Hip/pelvis</b>	Symphysis support Dosi Sacro	Smartspine SI Support  Tübingen hip flexion and abduction orthosis Lörrach hip abduction orthosis Hip abduction orthosis  Coxa Stable		
<b>Lumbar spine</b>	Lumbo Sensa/Women Lumbo Direxa/Women Lumbo Direxa Stable Lumbo Carezza Basic Lumbo Direxa Basic Lumbo Therma	Dyneva Dyneva light Lumbo TriStep SmartSpine LSO, low Smartspine LSO, high Smartspine LSO, standard		
<b>Thoracic/ lumbar spine</b>	Lumbo Carezza High Lumbo Direxa High Dorso Direxa Basic	Smartspine Extension Brace Dorso Arexa Hyperextension braces 28R14, 28R16 Smartspine TLSO		Dorso Osteo Care Dorso Direxa Posture Dorso Carezza Posture Dorso Carezza Basic Posture

<b>Areas of the body</b>	<b>Supports</b>	<b>Stabilising orthoses</b>	<b>Immobilising orthoses</b>	<b>Relief orthoses</b>
<b>Cervical spine</b>	Necky Color Necky Anatomic	Necky Color Forte	Philadelphia cervical orthosis Smartspine Collar Smartspine Universal Collar	
<b>Shoulder</b>	Shoulder protection	Omo Neurexa Plus Acro ComforT	Omo Immobil Sling/Abduction Omo Immobil Omo Immobil Rotation	
<b>Elbow</b>	Epi Sensa Epi Ulna Hyper-ex Warm			Elbow support Epi Forsa Plus Epiflex
<b>Hand/thumb</b>	Wrist support Manu 3D Short Manu Sensa Manu Rheuma Flex Children's wrist support	Manu Direxa Basic Manu 3D Manu 3D Basic Manu ComforT Manu ComforT Stabil Manu 3D Stabil Wristoform Manu Neurexa Manu Forsa Volar	Manu Immobil Manu Immobil Long Wrist positioning orthosis	
	Manu Rheuma Pollex	Manu Direxa Basic W&T Manu 3D Pollex		
	Diagonal Comfort	Diagonal thumb support Rhizo Forsa	Thumboform short Thumboform long Thumboform X-long	

# Hallux Valgus ComforT

Art. no. 509 | Hallux valgus band



• Made of temperature regulating material

## Indications

- Hallux valgus

## Effects

- Promotes the muscular correction of toe positioning
- Can relieve pain

Side

L/R

Size

Universal

Foot/ankle

# Hallux Valgus Combo Comfort

Art. no. 510 | Hallux valgus band



- Made of temperature regulating material
- Can also be worn at night since the strap encompasses the ankle

## Indications

- Hallux valgus

## Effects

- Promotes the muscular correction of toe positioning
- Can relieve pain

Side

L/R

Size

Universal

# Elastic ankle support

Art. no. 502 | Wraparound support with hook-and-loop closure




• Can be used for light activity

## Indications

- Irritation and swelling of the ankle
- Feeling of instability/ligament instabilities

## Effects

- Stabilises the ankle joint
- Can relieve pain



A small diagram of a foot and ankle with red dashed lines indicating the measurement points for the ankle and metatarsus.

Size	Circumference ankle + metatarsus	
	(cm)	(inch)
XS	49–51	19.3–20.1
S	51–53	20.1–20.9
M	53–55	20.9–21.7
L	55–57	21.7–22.4
XL	57–59	22.4–23.2
XXL	59–61	23.2–24.0

# Elastic ankle support

Art. no. 504 | Wraparound support with loop




• Can be used for all activities

## Indications

- Irritation and swelling of the ankle
- Feeling of instability/ligament instabilities

## Effects

- Stabilises the ankle joint
- Can relieve pain




Size	Circumference ankle + metatarsus	
	(cm)	(inch)
S	51-53	20.1-20.9
M	53-55	20.9-21.7
L	55-57	21.7-22.4
XL	57-59	22.4-23.2
XXL	59-61	23.2-24.0

# Malleo Sensa

Art. no. 50S5 | Ankle support with pads



- Flat-knit fabric with integrated, anatomically shaped Technogel pads
- Skinguard: antibacterial, odour-inhibiting and skin-friendly



Side	Size	Ankle circumference	
		(cm)	(inch)
L/R	XS	17–19	6.7–7.5
L/R	S	19–21	7.5–8.3
L/R	M	21–23	8.3–9.0
L/R	L	23–25	9.0–9.8
L/R	XL	25–27	9.8–10.6
L/R	XXL	27–29	10.6–11.4

## Indications

- Irritation and swelling of the ankle
- Feeling of instability/ligament instabilities
- Joint effusion
- Tendomyopathy

## Effects

- Stabilises the ankle joint
- Improves blood flow
- Promotes the reduction of oedemas and haematomas with targeted compression
- Can relieve pain

# Achillo Sensa

Art. no. 50S6 | Achilles tendon support



- Flat-knit fabric with integrated, anatomically shaped Technogel pads
- Skinguard: antibacterial, odour-inhibiting and skin-friendly



Side	Size	Ankle circumference	
		(cm)	(inch)
L/R	XS	17–19	6.7–7.5
L/R	S	19–21	7.5–8.3
L/R	M	21–23	8.3–9.0
L/R	L	23–25	9.0–9.8
L/R	XL	25–27	9.8–10.6

## Indications

- Postoperative and posttraumatic irritation
- Achillodynia
- Subsequent treatment of Achilles tendon ruptures

## Effects

- Provides relief for the Achilles tendon
- Improves blood flow
- Activates muscular stabilisation
- Promotes the reduction of swelling and effusion



# Malleo Sprint

Art. no. 50S3 | Active ankle brace



• Combination of plastic frame and strap design

## Indications

- Ankle sprains
- Chronic instability
- Lateral ligament ruptures
- Medial ligament ruptures

## Effects

- Stabilises and supports the ankle
- Limits eversion/inversion

Size	Ankle circumference	
	(cm)	(inch)
XS	25.5–28.0	10.0–11.0
S	28.0–30.5	11.0–12.0
M	30.5–33.0	12.0–13.0
L	33.0–35.5	13.0–14.0
XL	35.5–38.0	14.0–15.0



646D181=D

Sonderdruck der Uni Freiburg/  
Stuttgart, Sportmedizinisches Institut  
Frankfurt: Malleo Sprint vs. Aircast

# Malleo Sprint, light

Art. no. 50S16 | Active ankle brace




• Combination of textile shell and inelastic straps

## Indications

- Ankle sprains
- Chronic instability
- Lateral ligament ruptures
- Medial ligament ruptures

## Effects

- Stabilises and supports the ankle
- Limits eversion/inversion



Size	Circumference heel + instep	
	(cm)	(inch)
XS	25.5–28.0	10.0–11.0
S	28.0–30.5	11.0–12.0
M	30.5–33.0	12.0–13.0
L	33.0–35.5	13.0–14.0
XL	35.5–38.0	14.0–15.0

# Malleo Direxa Stirrup

Art. no. 50S9 | Ankle brace



- Cooling elements can be inserted during the acute phase
- Wearable with or without shoe

## Indications

- Ankle sprains
- Lateral ligament ruptures
- Acute instability

## Effects

- Stabilises the ankle joint
- Limits eversion/inversion

---

Shoe size

---

Universal

---


Foot/ankle

# Malleo TriStep

Art. no. 50S8 | Phase-adapted ankle brace



• With three-phase fitting concept

	Size	Shoe size
	S	36 – 39
	M	40 – 44
	L	45 – 48

## Indications

- Acute ankle injuries
- Acute and chronic capsular ligament instability
- Inflammatory joint diseases
- Degenerative ankle ailment
- Rehabilitation after ankle surgery
- Medial and lateral ligament ruptures

## Effects

- Stabilises and supports the ankle, adapted to healing
- Protects against inversion/eversion
- Can reduce recurrent injuries

646D557=DE

Special print from Deutsche Zeitschrift für Sportmedizin 03/2011, p. 57–62: "Aktuelle und neue Konzepte in der Behandlung akuter Außenbandverletzungen des Sprunggelenkes" [Current and new concepts in the treatment of acute lateral ankle ligament injuries]

646D739

Thieme – Blickpunkt Medizin 2/2012: "Neue Konzepte in der Behandlung und Versorgung akuter Außenbandverletzungen und in der Therapie des patellofemorales Schmerzsyndroms" [New concepts in the treatment and fitting of acute exterior ligament injuries and in therapy for patellofemoral pain syndrome]

646A320

Blickpunkt Medizin, Thieme Verlag, 08/2012: "Sportverletzung Sportschaden – Grundlagen, Prävention, Rehabilitation" [Sport injuries and damage – fundamentals, prevention, rehabilitation]

• Tested

Institute for Biomechanics and Orthopaedics/Cologne  
**Biomechanical efficacy and effectiveness**

# Dyna Ankle

Art. no. 50S1 | Dynamic ankle brace designed by Prof. Grifka




- Dorsomedially shaped stability shell with integrated pronation position

## Indications

- Lateral ligament ruptures
- Medial ligament ruptures
- Ligament suture/reconstruction

## Effects

- Stabilises the ankle in a pronation and dorsiflexion position
- Limits plantar flexion and supination in any position



A small diagram of a right foot with a red double-headed arrow indicating the measurement of the foot's length from the heel to the longest toe.


Side	Shoe size
L/R	35 – 37
L/R	37 – 39
L/R	39 – 41
L/R	41 – 44

# Heel relief orthosis

Art. no. **28F10N** | designed by Dr. Settner/OMM Münch



Unique therapy plan shortens treatment time

	Size	Shoe size
	S	36 – 41
	M	42 – 46
	L	47 – 50

## Indications

- Heel bone fractures, unilateral and bilateral
- Upper/lower ankle arthrodesis

## Effects

- Relieves the calcaneus
- Promotes early mobilisation
- Prevents muscular atrophy

**646D145**  
**646D145=GB**

Special edition from Orthopädie  
Technik 02/2002:  
"Proof of Functionality of the Heel  
Relief Orthosis according to Dr.  
Settner/Münch"

**646D223**

Special print from "die BG" 05/2005:  
"Wirtschaftlichkeit der FEO" [Cost  
effectiveness of the heel relief orthosis]

# Infinity Air Walker, low

Art. no. 50S23 | Immobilisation orthosis



- Fully integrated air pump
- Protects the joints and improves wearer comfort thanks to anti-shock sole



Size	Height		Shoe size
	(cm)	(inch)	
S	23.0	9.0	36 – 38
M	25.0	10.0	39 – 42
L	26.0	10.5	43 – 46
XL	30.0	11.5	47+

## Indications

- Distal fibula fractures
- Stable forefoot, metatarsus and/or ankle fractures
- Exostosis treatment for hallux valgus
- Soft tissue injuries of the foot

## Effects

- Immobilises the foot/ankle area
- Promotes the reduction of oedemas and haematomas with targeted compression

# Infinity Air Walker, high

Art. no. 50S19 | Immobilisation orthosis



- Protects the joints and improves wearer comfort
- Lightweight



Size	Height		Shoe size
	(cm)	(inch)	
S	38.0	15.0	36 – 38
M	42.0	16.5	39 – 42
L	45.0	17.5	43 – 46
XL	47.0	18.5	47+

## Indications

- Distal fibula fractures
- Stable forefoot, metatarsus and/or ankle fractures
- Ankle sprains
- Soft tissue injuries of the foot
- Achilles tendon ruptures – with the use of heel wedges (15°/30°, 10°/16°/22°)

## Effects

- Immobilises the foot/ankle area
- Promotes the reduction of oedemas and haematomas with targeted compression



# Infinity Double Air Walker, low

Art. no. 50S25 | Immobilisation orthosis



- For safety when walking
- Two fully integrated air pumps make it possible to inflate the medial and lateral air cushions separately for individual adaptation to patient needs



Size	Height		Shoe size
	(cm)	(inch)	
S	23.0	9.0	<34
M	25.0	10.0	35 – 38
L	26.0	10.5	39 – 42
XL	30.0	11.5	43 – 46

## Indications

- Distal fibula fractures
- Stable forefoot, metatarsus and/or ankle fractures
- Exostosis treatment for hallux valgus
- Soft tissue injuries of the foot

## Effects

- Immobilises the foot/ankle area
- Promotes the reduction of oedemas and haematomas with targeted compression

# Infinity Double Air Walker, high

Art. no. 50S24 | Immobilisation orthosis



- Offers adequate functional stability
- Two fully integrated air pumps make it possible to inflate the medial and lateral air cushions separately for individual adaptation to patient needs
- Lightweight



Size	Height		Shoe size
	(cm)	(inch)	
S	38.0	15.0	<34
M	41.0	16.5	35 – 38
L	44.0	17.5	39 – 42
XL	46.0	18.5	43 – 46

## Indications

- Distal fibula fractures
- Stable forefoot, metatarsus and/or ankle fractures
- Ankle sprains
- Soft tissue injuries of the foot
- Achilles tendon ruptures – with the use of heel wedges (15°/30°, 10°/16°/22°)

## Effects

- Immobilises the foot/ankle area
- Promotes the reduction of oedemas and haematomas with targeted compression

# Malleo Immobil Walker, low

Art. no. 50S11-1 | Immobilisation orthosis



• Ensures a physiological, harmonious gait pattern



Size	Height		Shoe size
	(cm)	(inch)	
S	27.0	10.6	35 – 37
M	27.0	10.6	38 – 42
L	27.5	10.8	43 – 45
XL	27.5	10.8	46 – 50

## Indications

- Distal fibula fractures
- Stable forefoot, metatarsus and/or ankle fractures
- Exostosis treatment for hallux valgus
- Soft tissue injuries of the foot

## Effects

- Immobilises the foot/ankle area

# Malleo Immobil Air Walker, low

Art. no. 50S14-1 | Immobilisation orthosis



- The integrated pump allows compression to be adjusted to the desired level



Size	Height		Shoe size
	(cm)	(inch)	
S	27.0	10.6	35 – 37
M	27.0	10.6	38 – 42
L	27.5	10.8	43 – 45
XL	27.5	10.8	46 – 50

## Indications

- Distal fibula fractures
- Stable forefoot, metatarsus and/or ankle fractures
- Exostosis treatment for hallux valgus
- Soft tissue injuries of the foot

## Effects

- Immobilises the foot/ankle area
- Promotes the reduction of oedemas and haematomas with targeted compression

# Malleo Immobil Walker, high

Art. no. 50S10-1 | Immobilisation orthosis



• Ensures a physiological, harmonious gait pattern

## Indications

- Distal fibula fractures
- Stable forefoot, metatarsus and/or ankle fractures
- Ligament, soft tissue and tendon injuries of the foot/ankle
- Achilles tendon ruptures – with the use of heel wedges (15°/30°, 10°/16°/22°)

## Effects

- Immobilises the foot/ankle area



Size	Height		Shoe size
	(cm)	(inch)	
S	38.0	14.9	35 – 37
M	42.0	16.5	38 – 42
L	42.5	16.7	43 – 45
XL	42.5	16.7	46 – 50

# Malleo Immobil Air Walker, high

Art. no. 50S12-1 | Immobilisation orthosis



- The integrated pump allows compression to be adjusted to the desired level

## Indications

- Distal fibula fractures
- Stable forefoot, metatarsus and/or ankle fractures
- Ankle sprains
- Soft tissue injuries of the foot
- Achilles tendon ruptures – with the use of heel wedges (15°/30°, 10°/16°/22°)

## Effects

- Immobilises the foot/ankle area
- Promotes the reduction of oedemas and haematomas with targeted compression



Size	Height		Shoe size
	(cm)	(inch)	
S	38.0	14.9	35 – 37
M	42.0	16.5	38 – 42
L	42.5	16.7	43 – 45
XL	42.5	16.7	46 – 50

# Malleo Immobil ROM Walker

Art. no. 50S15-1 | Immobilisation orthosis



- ROM joint can be set in 7.5° increments from 45° dorsal extension to 45° plantar flexion.



Size	Height		Shoe size
	(cm)	(inch)	
S	38.0	14.9	35 – 37
M	41.0	16.1	38 – 42
L	42.0	16.5	43 – 45
XL	42.5	16.7	46 – 50

## Indications

- Distal fibula fractures
- Stable forefoot, metatarsus and/or ankle fractures
- Ligament, soft tissue and tendon injuries of the foot/ankle
- Injuries of the forefoot, metatarsus and tarsus
- Achilles tendon ruptures

## Effects

- Immobilises the foot/ankle area in an adjustable position
- Limits the adjustable range of motion for the foot/ankle from 45° dorsiflexion to 45° plantar flexion

# Malleo Immobil Night Splint

Art. no. 50S20-1 | Immobilisation brace




- Straightforward fitting with hook-and-loop closure/clip fastener system

## Indications

- Tendon extensions in the calf musculature
- Functional contracted pes equinus
- Plantar fasciitis
- Tendinopathy
- Achilles tendon irritation

## Effects

- Positions the foot in slight dorsiflexion
- Avoids plantar flexion



Size	Shoe size
S	up to 37
M	38 – 42
L	from 43



# GoOn

Art. no. 28U70 | Light peroneal orthosis



- One size fits all users
- Wearable in different shoes

## Indications

- Dorsiflexor weakness caused by
  - Fatigue syndrome
  - Problems with balance
  - Dementia
  - Parkinson's disease
  - Stroke
  - Traumatic brain injuries
  - Multiple sclerosis
  - Neuromuscular atrophy
  - Peroneal palsy

## Effects

- Light support for dorsiflexor weakness



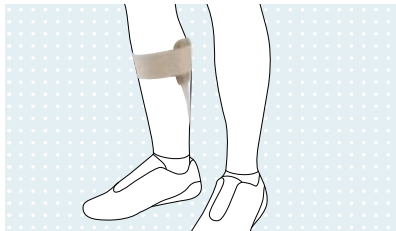
Size

Universal

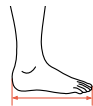
Foot/ankle

# Ankle foot orthosis

Art. no. 28U90 | Thermoplastic peroneal orthosis



• Long sole for exact foot guidance



Side	Shoe size	Overall height	
		(cm)	(inch)
L/R	35 – 37	30.0	11.8
L/R	37 – 39	33.0	12.9
L/R	39 – 41	34.5	13.6
L/R	41 – 44	39.0	15.4
L/R	44 – 47	41.5	16.3

## Indications

- Drop foot in case of
  - Peroneal paralysis
  - Stroke
  - Traumatic brain injury
  - Multiple sclerosis
  - Neural muscular atrophy

## Effects

- Passive, flexible limitation of plantar flexion
- Dynamic foot repositioning

# Malleo Neurexa Pro

Art. no. 28U50 | Thermoplastic ankle foot orthosis




- Wearable without a shoe
- Dynamic pronation strap corrects the supination position

## Indications

- Suitable for drop foot, particularly that associated with acute supination of the foot due to spasticity e.g.:
  - Following a stroke
  - Traumatic brain injury
  - With multiple sclerosis
  - Neuromuscular atrophy
  - Isolated peroneal paralysis

## Effects

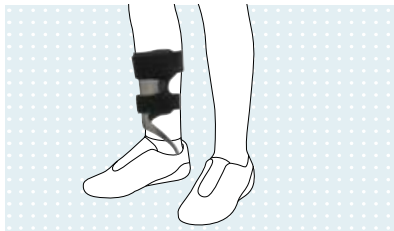
- Thermoplastic ankle-foot orthosis for the treatment of patients with an acute supination position of the foot and/or with the beginnings of emerging spasticity
- The support provided by the closure straps, combined with the elastic pronation strap provides effective correction, even with acute hypertonicity in the calf muscles
- The elastic strap can yield to the pressure when spasticity occurs and, after relaxation, continues to hold the foot in a neutral position



Side	Shoe size
L/R	35 – 37
L/R	37 – 39
L/R	39 – 41
L/R	41 – 44

# WalkOn Reaction Junior

Art. no. 28U25 | Dynamic peroneal orthosis for children



- More control when walking due to highly dynamic characteristics
- Combination with other orthosis possible
- Pronation strap included



Side	Shoe size	Height	
		(cm)	(inch)
L/R	24-27	20.5	8.0
L/R	27-30	24.5	9.6
L/R	30-33	27	10.6
L/R	33-36	29.4	11.5

## Indications

- Cerebral palsy
- For dorsiflexor weakness, with or without mild to moderate spasticity
- Hemiparesis/diparesis

## Effects

- Supports lifting the foot
- Promotes dynamic rollover
- Increases the stride length by improving muscle dynamics
- Promotes exterior rotation of the foot at heel strike
- Promotes a physiological gait pattern
- Reduces the risk of falling



- Energy is stored and returned by prepreg carbon fibres during the gait cycle
- Medial guidance of the longitudinal arch by the pylon



Side	Shoe size	Overall height	
		(cm)	(inch)
L/R	36 – 39	35	13.8
L/R	39 – 42	36	14.2
L/R	42 – 45	37	14.6
L/R	45 – 48	39	15.4

## Indications

- Drop foot in case of
  - Peroneal paralysis
  - Stroke
  - Traumatic brain injury
  - Multiple sclerosis
  - Neural muscular atrophy

## Effects

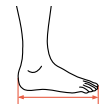
- Supports lifting the foot
- Promotes dynamic rollover
- Increases the stride length by improving muscle dynamics
- Promotes exterior rotation of the foot at heel strike
- Promotes a physiological gait pattern
- Reduces the risk of falling

# WalkOn Trimable

Art. no. 28U23 | Dynamic peroneal orthosis



- Energy is stored and returned by prepreg carbon fibres during the gait cycle
- Medial guidance of the longitudinal arch by the pylon
- Sole can be trimmed



Side	Shoe size	Overall height	
		(cm)	(inch)
L/R	36 – 39	35	13.8
L/R	39 – 42	36	14.2
L/R	42 – 45	37	14.6
L/R	45 – 48	39	15.4

## Indications

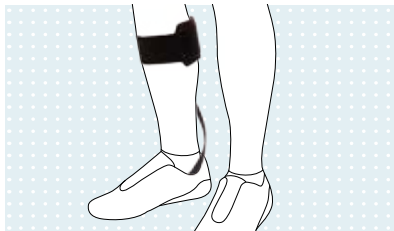
- Drop foot in case of
  - Peroneal paralysis
  - Stroke
  - Traumatic brain injury
  - Multiple sclerosis
  - Neural muscular atrophy

## Effects

- Supports lifting the foot
- Promotes dynamic rollover
- Increases the stride length by improving muscle dynamics
- Promotes exterior rotation of the foot at heel strike
- Promotes a physiological gait pattern
- Reduces the risk of falling

# WalkOn Flex

Art. no. 28U22 | Dynamic peroneal orthosis



- Energy is stored and returned by prepreg carbon fibres during the gait cycle
- Medial guidance of the longitudinal arch by the pylon
- Sole can be trimmed



Side	Shoe size	Overall height	
		(cm)	(inch)
L/R	36 – 39	35	13.8
L/R	39 – 42	36	14.2
L/R	42 – 45	37	14.6
L/R	45 – 48	39	15.4

## Indications

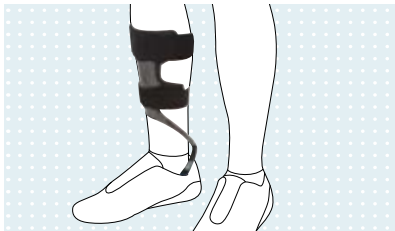
- Drop foot in case of
  - Peroneal paralysis
  - Stroke
  - Traumatic brain injury
  - Multiple sclerosis
  - Neural muscular atrophy

## Effects

- Supports lifting the foot
- Promotes dynamic rollover
- Increases the stride length by improving muscle dynamics
- Promotes exterior rotation of the foot at heel strike
- Promotes a physiological gait pattern
- Reduces the risk of falling

# WalkOn Reaction

Art. no. 28U24 | Dynamic peroneal orthosis with anterior support



- In case of flaccid paralysis of the lower leg muscles, to compensate for a non-physiological gait pattern (crouch gait)
- 28Z10 lateral pronation strap is included in the scope of delivery



Side	Shoe size	Overall height	
		(cm)	(inch)
L/R	36 – 39	33.3	13.1
L/R	39 – 42	35.5	14.0
L/R	42 – 45	37.7	14.8
L/R	45 – 48	40	15.7

## Indications

- Dorsiflexor weakness, without or with moderate spasticity
- For slight impairment of the foot lowering musculature and slight impairment of knee extension
- To support knee extension or flexion during the mid-stance phase and during toe-off or heel strike
- The frontal support element makes it possible to effectively influence the knee joint with the help of ground reaction forces
- The support element is noticeably longer, making it possible to exert greater influence on deviations of the frontal axis in the knee and ankle joint

## Effects

- Promotes a largely symmetrical and fluid physiological gait with, depending on what is needed, support for knee extension and flexion
- Its energy return supports toe-off and heel strike, thus reducing compensatory movements such as hip hike
- Supports dorsiflexion (ground clearance)
- Prevents uncontrolled foot contact and foot slap at heel strike and supports knee extension during toe-off
- When standing, the alignment of the orthosis influences the statics in the frontal and sagittal plane
- In conjunction with the lateral pronation strap, it is possible to reduce varus deviation of the foot and ankle and supination of the forefoot. This should always be supported by a corrective insole



# WalkOn Reaction Plus

Art. no. 28U25 | Dynamic peroneal orthosis with anterior support



- In case of flaccid paralysis of the lower leg muscles, to compensate for a non-physiological gait pattern (crouch gait)
- Medial spring bar with Dyneema reinforcement
- 28Z10 lateral pronation strap is included in the scope of delivery



Side	Shoe size	Overall height	
		(cm)	(inch)
L/R	36 – 39	33.3	13.1
L/R	39 – 42	35.5	14.0
L/R	42 – 45	37.7	14.8
L/R	45 – 48	40	15.7

## Indications

- For dorsiflexor weakness, with or without mild to moderate spasticity
- Suitable in case of additional loss of the foot lowering musculature and/or mild to moderate weakness of the knee extensors (extension of the knee joint against gravity should be possible, muscle strength level 3 according to Janda)
- Also suitable in case of foot deformities that can be corrected with the 28Z10 pronation strap and insoles
- In addition to the functions of the WalkOn Reaction, the WalkOn Reaction Plus is suitable for patients with higher activity levels, who therefore require greater support for knee extension

## Effects

- Facilitates a near-physiological gait with higher stiffness than the established WalkOn Reaction. This means that even more effective support for knee extension and flexion can be provided thanks to the more powerful spring force
- Its energy return supports toe-off and heel strike, thus reducing compensatory movements such as hip hike
- Prevents uncontrolled foot contact and foot slap at heel strike and supports knee extension during toe-off
- When standing, the alignment of the orthosis influences the statics in the frontal and sagittal plane

# Heel pad

Art. no. 93220 | Heel cushion with removable pad



• Soft, shock-absorbing Technogel

## Indications

- Plantar fasciitis
- Heel spur

## Effects

- Can relieve pain from the irritated tendon insertion of the calcaneus
- Relief for plantar fasciitis and heel spurs
- Corrects incorrect weight bearing
- Reduces impact stress

Size	Shoe size
S	35 – 39
M	40 – 43
L	44 – 48



# Silicone heel pad

Art. no. 93237 | Silicone heel pad



## Indications

- Heel pain
- Leg length compensation

## Effects

- Can relieve pain from the irritated tendon insertion of the calcaneus
- Relief for plantar fasciitis and heel spurs
- Corrects incorrect weight bearing
- Reduces impact stress

Size	Shoe size
S	35 – 39
M	40 – 43
L	44 – 48

# Technogel heel pad

Art. no. 93005 | Technogel heel pad



## Indications

- Heel pain
- Joint pain in the leg
- Achillodynia


## Effects

- Can relieve pain and reduces impact stress
- Can relieve pressure pain

Size	Shoe size
S	33 – 36
M	37 – 40
L	41 – 44
XL	45 – 48

# Technogel heel pad with SoftSpot

Art. no. 93006 | Technogel heel pad



## Indications

- Heel spur
- Achilles tendon irritation
- Leg length discrepancy up to 1 cm
- Pain in the calcaneal part of the foot

## Effects

- Can relieve pain from the irritated tendon insertion of the calcaneus
- Relief for plantar fasciitis and heel spurs
- Corrects incorrect weight bearing
- Reduces impact stress

Size	Shoe size
S	33 – 36
M	37 – 40
L	41 – 44
XL	45 – 48

# Technogel insole

Art. no. 93008 | Technogel insole



## Indications

- Plantar pressure pain
- Joint pain in the leg and foot
- Deformities of the forefoot and toes

## Effects

- Can relieve pain and reduces impact stress
- Relief of pressure pain

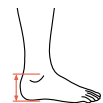
Size	Shoe size
XS	35-36
S	37-38
M	39-40
L	41-42
XL	43-44
XXL	45-46
XXXL	47-48

# Agilium Freestep 2.0 – Medial knee OA

Art. no. 50K4-1 | Knee brace for osteoarthritis



- High patient compliance
- Proven medical evidence



Side	Size	Joint height
L/R	S	68 mm
L/R	M	78 mm
L/R	L	88 mm
L/R	XL	98 mm

## Indications

- Unicompartamental osteoarthritis of the knee
- Pre-operative: Checking the indication of a valgising corrective osteotomy in case of varus knee OA (brace test)
- Post-operative: After intervention in the cartilage structure and meniscus surgery requiring unilateral relief

## Effects

- Reduction of eversion of the lower ankle joint
- Lateral transmission of forces on the lower leg
- Reduction of the varus torque
- Relieves the medial compartment

646D1097=EN

Special print from Clinical Biomechanics (2006): "The influence of sole wedges on frontal plane knee kinetics, in isolation and in combination with representative rigid 4 and semi-rigid ankle-foot-orthoses" Author: Thomas Schmalz



# Agilium Freestep 2.0 – Lateral knee OA

Art. no. 50K4-1 | Knee brace for osteoarthritis




- High patient compliance
- Proven medical evidence

## Indications

- Unicompartmental osteoarthritis of the knee
- Pre-operative: Checking the indication of a valgising corrective osteotomy in case of varus knee OA (brace test)
- Post-operative: After intervention in the cartilage structure and meniscus surgery requiring unilateral relief

## Effects

- Reduction of inversion of the lower ankle joint
- Lateral transmission of forces on the lower leg
- Reduction of the valgus torque
- Relieves the lateral compartment



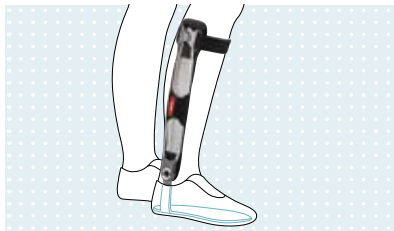
Side	Size	Joint height
L/R	S	68 mm
L/R	M	78 mm
L/R	L	88 mm
L/R	XL	98 mm

646D1097=EN

Special print from Clinical Biomechanics (2006): "The influence of sole wedges on frontal plane knee kinetics, in isolation and in combination with representative rigid 4 and semi-rigid ankle-foot-orthoses" Author: Thomas Schmalz

# Agilium Freestep Classic – Medial knee OA

Art. no. 50K4 | Knee brace for osteoarthritis



- High wearer comfort
- Does not shift
- Discreet under clothing



Side	Joint height (main dimension)	Shoe size (supplementary dimension)
L/R	68 mm	36–39
L/R	78 mm	39–42
L/R	88 mm	42–45
L/R	98 mm	45–48

## Indications

- Unicompartmental osteoarthritis of the knee
- Pre-operative: Checking the indication of a valgising corrective osteotomy in case of varus knee OA (brace test)
- Post-operative: After intervention in the cartilage structure and meniscus surgery requiring unilateral relief

## Effects

- Reduction of eversion of the lower ankle joint
- Lateral transmission of forces on the lower leg
- Reduction of the varus torque
- Relieves the medial compartment

646D1026=DE

Medizinisch-orthopädische Technik (MOT) 10/2011: „Die Nutzung von Unterschenkelorthesen im Rahmen der konservativen Behandlung der Gonarthrose“

646D1029=EN

Prosthetics and Orthotics International 01/2014: "Effect of an ankle-foot-orthosis on knee joint mechanics: A novel conservative treatment for knee osteoarthritis"

646D1096=DE

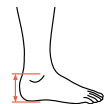
Special print from OUP 2015; 12: 000-000 DOI 10.3238/oup.2015.0000-0000: "Konservative Optionen zur Beeinflussung der Beinachse bei medialer Gonarthrose: Was bringen Einlagen und Orthesen?" Author: Wolf Petersen u.a.

# Agilium Freestep Classic – Lateral knee OA

Art. no. 50K4\*-LG | Knee brace for osteoarthritis



- High wearer comfort
- Does not shift
- Discreet under clothing



Side	Joint height (main dimension)	Shoe size (supplementary dimension)
L/R	68 mm	36–39
L/R	78 mm	39–42
L/R	88 mm	42–45
L/R	98 mm	45–48

## Indications

- Unicompartmental osteoarthritis of the knee
- Pre-operative: Checking the indication of a valgising corrective osteotomy in case of varus knee OA (brace test)
- Post-operative: After intervention in the cartilage structure and meniscus surgery requiring unilateral relief

## Effects

- Reduction of inversion of the lower ankle joint
- Lateral transmission of forces on the lower leg
- Reduction of the valgus torque
- Relieves the lateral compartment

646D1026=DE

Medizinisch-orthopädische Technik (MOT) 10/2011: „Die Nutzung von Unterschenkelorthesen im Rahmen der konservativen Behandlung der Gonarthrose“

646D1029=EN

Prosthetics and Orthotics International 01/2014: "Effect of an ankle-foot-orthosis on knee joint mechanics: A novel conservative treatment for knee osteoarthritis"

646D1096=DE

Special print from OUP 2015; 12: 000-000 DOI 10.3238/oup.2015.0000-0000: "Konservative Optionen zur Beeinflussung der Beinachse bei medialer Gonarthrose: Was bringen Einlagen und Orthesen?" Author: Wolf Petersen u.a.

# Agilium Reactive

Art. no. 50K324 | Knee brace for osteoarthritis with traditional three-point principle



- BOA closure allows fast opening of calf band while sitting
- Easy fitting by universal size
- Single upright

## Indications

- Osteoarthritis of the knee in the medial or lateral compartment

## Effects

- Relieves the medial or lateral knee compartment
- Reduces the varus or valgus torque
- Improves mobility
- Can relieve pain



Side		Circumference	
		(cm)	(inch)
L/R	<b>A</b>	30-60	11.8-23.6
L/R	<b>B</b>	39-80	15.3-31.4

# Agilium Patella

Art. no. 50K6 | Knee brace for the treatment of retropatellar osteoarthritis



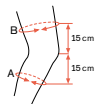
- High level of wearer comfort even for users with a sensitive patella

## Indications

- Retropatellar osteoarthritis

## Effects

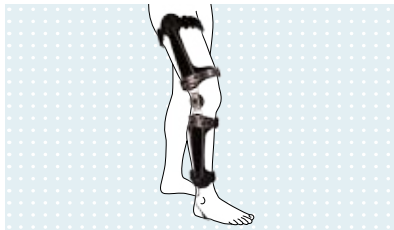
- Dynamically realigns the patella at the relevant flexion angle
- Reduces patellar lateralisation
- Relieves pressure on the patella
- Relieves the knee and activates musculature
- Improves proprioception
- Supports sensorimotor function
- Improves blood flow
- Promotes the reduction of oedemas and haematomas
- Can relieve pain



Side	Size	Lower leg circumference A		Thigh circumference B	
		(cm)	(inch)	(cm)	(inch)
L/R	XS	32-35	12.6-13.8	40-44	15.8-17.3
L/R	S	35-38	13.8-15.0	44-48	17.3-18.9
L/R	M	38-41	15.0-16.1	48-52	18.9-20.5
L/R	L	41-44	16.1-17.3	52-56	20.5-22.0
L/R	XL	44-48	17.3-18.9	56-61	22.0-24.0
L/R	XXL	48-52	18.9-20.5	61-65	24.0-25.6

# Genu Arthro

Art. no. 28K20/28K21 | Unilateral leg relief brace



## Indications

- Medial osteoarthritis of the knee
- Lateral osteoarthritis of knee

## Effects

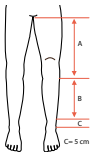
- Relieves the affected knee compartment
- Reduces the varus or valgus moment
- Improves mobility
- Can relieve pain

646D202=D  
646D202=GB

Scientific study, Ottobock: "Behandlung von medialer Gonarthrose mit valgisierenden Orthesen" [Treatment of medial knee osteoarthritis with valgising orthoses]

Tested

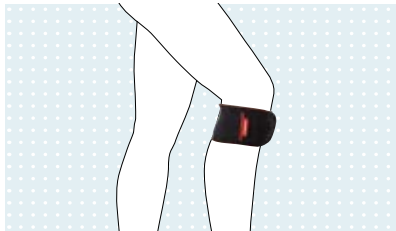
Prof. Dr. Siegmur Blumentritt,  
Ottobock Healthcare  
**Biomechanical efficacy and effectiveness**



Side	Size	Thigh module (28K20) A – Crotch to MTP		Lower leg module + foot section (28K21) B – MTP to 5 cm above the lateral malleolus	
		(cm)	(inch)	(cm)	(inch)
L/R	XS	26.5–29.0	10.4–11.4	27.0–30.5	10.6–12.0
L/R	S	29.0–30.5	11.4–12.0	30.5–34.0	12.0–13.4
L/R	M	30.5–33.0	12.0–13.0	33.0–36.5	13.4–14.4
L/R	L	33.0–36.0	13.0–14.2	36.0–39.5	14.2–15.6
L/R	XL	36.0–38.0	14.2–15.0	39.5–43.0	15.6–16.9

# Genu Therma Tendon

Art. no. 8385 | Knee strap



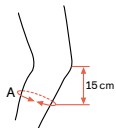
• Relieves pressure on the patellar tendon insertion

## Indications

- Patellofemoral pain syndrome
- Patellar tip syndrome (jumper's knee)
- Osgood-Schlatter disease

## Effects

- Relieves pressure on the patellar tendon insertion
- Can relieve pain



The diagram shows a side view of a lower leg with a red dashed line indicating the measurement point 'A' at a distance of 15 cm from the ankle.

Size	Lower leg circumference A	
	(cm)	(inch)
XXS	29-32	11.4-12.6
XS	32-35	12.6-13.8
S	35-38	13.8-15.0
M	38-41	15.0-16.1
L	41-44	16.1-17.3
XL	44-48	17.3-18.9
XXL	48-51	18.9-20.1

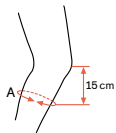
Knee

# Genu Therma Chondro

Art. no. 8386 | Patellar tendon support



- Adjustable closure allows pressure on patellar tendon to be varied



Size	Lower leg circumference A	
	(cm)	(inch)
XXS	29–32	11.4–12.6
XS	32–35	12.6–13.8
S	35–38	13.8–15.0
M	38–41	15.0–16.1
L	41–44	16.1–17.3
XL	44–48	17.3–18.9
XXL	48–51	18.9–20.1

## Indications

- Patellofemoral pain syndrome
- Patellar tip syndrome (jumper's knee)
- Osgood-Schlatter disease

## Effects

- Relieves pressure on the patellar tendon insertion
- Relieves pressure on the retropatellar joint surface
- Can relieve pain



# Genu Carezza Patella Stabilizer

Art. no. 8360 | Patellar tendon support



• Comfortable for all activities

## Indications

- Patellofemoral pain syndrome (e.g. chondromalacia patellae, chondropathia patellae, retropatellar osteoarthritis)
- Patellofemoral maltracking
- After patellar luxation/subluxation
- After lateral release operations

## Effects

- Stabilises the patella
- Reduces patellar lateralisation in trochlear dysplasia
- Relieves pressure on the patella
- Can relieve pain

Size	Lower leg circumference A		Thigh circumference B	
	(cm)	(inch)	(cm)	(inch)
XXS	29-32	11.4-12.6	36-40	14.2-15.8
XS	32-35	12.6-13.8	40-44	15.8-17.3
S	35-38	13.8-15.0	44-48	17.3-18.9
M	38-41	15.0-16.1	48-52	18.9-20.5
L	41-44	16.1-17.3	52-56	20.5-22.0
XL	44-48	17.3-18.9	56-61	22.0-24.0
XXL	48-51	18.9-20.1	61-67	24.0-26.4

Knee

# Patella Pro

Art. no. 8320 | Patella realignment brace



• Precise patella tracking in extension and flexion

**646A275=DE**  
**646A275=EN** Information for physicians including special print "Patellofemoral pain syndrome"

**646D538=DE**  
**646D538=EN** Wolf Petersen et al., special print from Medizinische Orthopädische Technik 2/2012: "Ein multimodales herapiekonzept für das patellofemorale Schmerzsyndrom" [A multi-modal therapy concept for patellofemoral pain syndrome]

**646D734** Der Orthopäde, Volume 6, 06/2013: "Vorderer Knieschmerz nach Operation – Erste Erfahrungen mit einer Rezentrierungsorthese" [Anterior knee pain after an operation – initial experiences with a recentring orthosis]

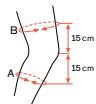
• **Tested** Institute for Biomechanics and Orthopaedics/Cologne  
**Biomechanical efficacy and effectiveness**

## Indications

- Patellofemoral pain syndrome
- Chondropathy patellae
- Chondromalacia patellae
- Patellofemoral malalignment
- Following patellar dislocation/subluxation
- After patellar tendon injury
- Anterior knee pain after knee surgery, (e.g. total knee replacement, lateral release surgery)

## Effects

- Dynamically realigns the patella at the relevant flexion angle
- Reduces patellar lateralisation
- Relieves pressure on the patella
- Relieves the knee and activates musculature
- Improves proprioception
- Supports sensorimotor function
- Promotes the reduction of oedemas and haematomas
- Can relieve pain



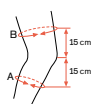
Side	Size	Lower leg circumference A		Thigh circumference B	
		(cm)	(inch)	(cm)	(inch)
L/R	XS	32–35	12.6–13.8	40–44	15.8–17.3
L/R	S	35–38	13.8–15.0	44–48	17.3–18.9
L/R	M	38–41	15.0–16.1	48–52	18.9–20.5
L/R	L	41–44	16.1–17.3	52–56	20.5–22.0
L/R	XL	44–48	17.3–18.9	56–61	22.0–24.0
L/R	XXL	48–52	18.9–20.5	61–65	24.0–25.6

# Genu Therma

Art. no. 8361 | Knee support



• No patellar window



Size	Lower leg circumference A		Thigh circumference B	
	(cm)	(inch)	(cm)	(inch)
XXS	29-32	11.4-12.6	36-40	14.2-15.8
XS	32-35	12.6-13.8	40-44	15.8-17.3
S	35-38	13.8-15.0	44-48	17.3-18.9
M	38-41	15.0-16.1	48-52	18.9-20.5
L	41-44	16.1-17.3	52-56	20.5-22.0
XL	44-48	17.3-18.9	56-61	22.0-24.0
XXL	48-51	18.9-20.1	61-67	24.0-26.4

## Indications

Knee pain without ligament laxity or feeling of instability

- Irritation and swelling of the knee joint
- Tendomyopathy
- Insertional tendinosis
- Knee pain caused by strain
- Soft tissue irritation following injuries and/or operations
- Minor osteoarthritis of the knee

## Effects

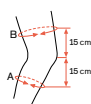
- Continuously optimises thermoregulation and soft tissue compression
- Improves proprioception
- Supports sensorimotor function
- Promotes the reduction of oedemas and haematomas
- Can relieve pain

# Genu Therma Patella

Art. no. 8364 | Knee support



• With patellar window



Size	Lower leg circumference A		Thigh circumference B	
	(cm)	(inch)	(cm)	(inch)
XXS	29-32	11.4-12.6	36-40	14.2-15.8
XS	32-35	12.6-13.8	40-44	15.8-17.3
S	35-38	13.8-15.0	44-48	17.3-18.9
M	38-41	15.0-16.1	48-52	18.9-20.5
L	41-44	16.1-17.3	52-56	20.5-22.0
XL	44-48	17.3-18.9	56-61	22.0-24.0
XXL	48-51	18.9-20.1	61-67	24.0-26.4

## Indications

Knee pain without ligament laxity or feeling of instability

- Irritation and swelling of the knee joint
- Tendomyopathy
- Insertional tendinosis
- Knee pain caused by strain
- Soft tissue irritation following injuries and/or operations
- Minor osteoarthritis of the knee

## Effects

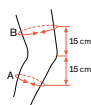
- Continuously optimises thermoregulation and soft tissue compression
- Improves proprioception
- Supports sensorimotor function
- Promotes the reduction of oedemas and haematomas
- Can relieve pain

# Genu Therma Fit

Art. no. 8354 | Knee support



• With 2 elastic straps for improved wearer comfort



The diagram shows a side view of a knee with two measurement points, A and B, indicated by red dashed lines and arrows. Point A is at the widest part of the knee, and point B is slightly above it. Both points are 15 cm from the bottom edge of the knee area.

Size	Circumference A		Circumference B	
	(cm)	(inch)	(cm)	(inch)
XXS	29-32	11.4-12.6	36-40	14.2-15.8
XS	32-35	12.6-13.8	40-44	15.8-17.3
S	35-38	13.8-15.0	44-48	17.3-18.9
M	38-41	15.0-16.1	48-52	18.9-20.5
L	41-44	16.1-17.3	52-56	20.5-22.0
XL	44-48	17.3-18.9	56-61	22.0-24.0
XXL	48-51	18.9-20.1	61-67	24.0-26.4

## Indications

Knee pain without ligament laxity or feeling of instability

- Irritation and swelling of the knee joint
- Tendomyopathy
- Insertional tendinosis
- Knee pain caused by strain
- Soft tissue irritation following injuries and/or operations
- Minor osteoarthritis of the knee

## Effects

- Continuously optimises thermoregulation and soft tissue compression
- Improves proprioception
- Supports sensorimotor function
- Promotes the reduction of oedemas and haematomas
- Can relieve pain

# Genu Sensa

Art. no. 50K15 | Knee support with pad



- 3D flat-knit fabric with integrated ring-shaped Technogel pad
- Skinguard: antibacterial, odour-inhibiting and skin-friendly

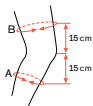
## Indications

- Knee pain with no or only minimal ligament laxity and with no or only mild feeling of instability
- Irritation and swelling of the knee joint
  - Tendomyopathy
  - Insertional tendinosis
  - Knee pain caused by strain
  - Soft tissue irritation following injuries and/or operations
  - Osteoarthritis of the knee

## Effects

- Continuously optimises soft tissue compression
- Activates muscular stabilisation
- Improves proprioception
- Supports sensorimotor function
- Promotes the reduction of oedemas and haematomas
- Relieves and guides the patella
- Can relieve pain

Side	Size	Lower leg circumference A		Thigh circumference B		V-Max thigh circumference B	
		(cm)	(inch)	(cm)	(inch)	(cm)	(inch)
L/R	XXS	25-28	9.8-11.0	35-38	13.8-15.0	-	-
L/R	XS	28-31	11.0-12.2	38-41	15.0-16.1	-	-
L/R	S	31-34	12.2-13.4	41-44	16.1-17.3	-	-
L/R	M	34-37	13.4-14.6	44-47	17.3-18.5	47-50	18.5-19.7
L/R	L	37-40	14.6-15.8	47-50	18.5-19.7	50-53	19.7-20.9
L/R	XL	40-43	15.8-16.9	50-53	19.7-20.9	53-56	20.9-22.0
L/R	XXL	43-46	16.9-18.1	53-56	20.9-22.0	56-59	22.0-23.2




# Genu Carezza

Art. no. 8358 | Knee stabilisation brace



• With lateral and medial coil spring



Size	Lower leg circumference A		Thigh circumference B	
	(cm)	(inch)	(cm)	(inch)
XXS	29-32	11.4-12.6	36-40	14.2-15.8
XS	32-35	12.6-13.8	40-44	15.8-17.3
S	35-38	13.8-15.0	44-48	17.3-18.9
M	38-41	15.0-16.1	48-52	18.9-20.5
L	41-44	16.1-17.3	52-56	20.5-22.0
XL	44-48	17.3-18.9	56-61	22.0-24.0
XXL	48-51	18.9-20.1	61-67	24.0-26.4

## Indications

- Knee pain with no or only minimal ligament laxity and with no or only mild feeling of instability
- Irritation and swelling of the knee joint
  - Tendomyopathy
  - Insertional tendinosis
  - Knee pain caused by strain
  - Soft tissue irritation following injuries and/or operations
  - Minor osteoarthritis of the knee

## Effects

- Relieves and stabilises the knee
- Improves proprioception
- Supports sensorimotor function
- Promotes the reduction of oedemas and haematomas
- Can relieve pain

# Genu Carezza, wraparound

Art. no. 8362 | Knee stabilisation brace



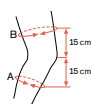
• Open design makes it easy to put on and take off

## Indications

- Knee pain with no or only minimal ligament laxity and with no or only mild feeling of instability
- Irritation and swelling of the knee joint
  - Tendomyopathy
  - Insertional tendinitis
  - Knee pain caused by strain
  - Soft tissue irritation following injuries and/or operations
  - Minor osteoarthritis of the knee

## Effects

- Relieves and stabilises the knee
- Improves proprioception
- Supports sensorimotor function
- Promotes the reduction of oedemas and haematomas
- Can relieve pain



The diagram shows a side view of a human leg with two measurement points indicated by red dashed lines and arrows. Point A is at the lower leg, and point B is at the thigh. Both points are labeled with a height of 15 cm from the ground.

Size	Lower leg circumference A		Thigh circumference B	
	(cm)	(inch)	(cm)	(inch)
XXS	29-32	11.4-12.6	36-40	14.2-15.8
XS	32-35	12.6-13.8	40-44	15.8-17.3
S	35-38	13.8-15.0	44-48	17.3-18.9
M	38-41	15.0-16.1	48-52	18.9-20.5
L	41-44	16.1-17.3	52-56	20.5-22.0
XL	44-48	17.3-18.9	56-61	22.0-24.0
XXL	48-51	18.9-20.1	61-67	24.0-26.4

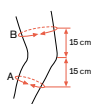


# Genu Direxa

Art. no. 8356 | Knee stabilisation brace



• With polycentric joints



Size	Lower leg circumference A		Thigh circumference B	
	(cm)	(inch)	(cm)	(inch)
XXS	29-32	11.4-12.6	36-40	14.2-15.8
XS	32-35	12.6-13.8	40-44	15.8-17.3
S	35-38	13.8-15.0	44-48	17.3-18.9
M	38-41	15.0-16.1	48-52	18.9-20.5
L	41-44	16.1-17.3	52-56	20.5-22.0
XL	44-48	17.3-18.9	56-61	22.0-24.0
XXL	48-51	18.9-20.1	61-67	24.0-26.4

## Indications

- Knee pain with mild to moderate ligament laxity and/or mild to moderate feeling of instability
- Posttraumatic and postoperative instability and/or feeling of instability
  - Osteoarthritis of the knee with initial to moderate degenerative ligament instability and/or slight to moderate feeling of instability (mainly involving the cruciate ligament)
  - Rheumatoid arthritis
  - Patellofemoral pain syndrome (e.g. chondromalacia patellae, chondropathy patellae, retropatellar osteoarthritis)

## Effects

- Improves neuromuscular function with targeted compression
- Relieves and stabilises the knee
- Improves proprioception
- Supports sensorimotor function
- Promotes the reduction of oedemas and haematomas
- Can relieve pain

# Genu Direxa, wraparound

Art. no. 8353 | Knee stabilisation brace



• Open design makes it easy to put on and take off

Size	Lower leg circumference A		Thigh circumference B	
	(cm)	(inch)	(cm)	(inch)
XXS	29-32	11.4-12.6	36-40	14.2-15.8
XS	32-35	12.6-13.8	40-44	15.8-17.3
S	35-38	13.8-15.0	44-48	17.3-18.9
M	38-41	15.0-16.1	48-52	18.9-20.5
L	41-44	16.1-17.3	52-56	20.5-22.0
XL	44-48	17.3-18.9	56-61	22.0-24.0
XXL	48-51	18.9-20.1	61-67	24.0-26.4

## Indications

- Knee pain with mild to moderate ligament laxity and/or mild to moderate feeling of instability
- Posttraumatic and postoperative instability and/or feeling of instability
  - Osteoarthritis of the knee with initial to moderate degenerative ligament instability and/or slight to moderate feeling of instability (mainly involving the cruciate ligament)
  - Rheumatoid arthritis
  - Patellofemoral pain syndrome (e.g. chondromalacia, chondropathia patellae, arthrosis of the patellofemoral joint)

## Effects

- Improves neuromuscular function with targeted compression
- Relieves and stabilises the knee
- Improves proprioception
- Supports sensorimotor function
- Promotes the reduction of oedemas and haematomas
- Can relieve pain

# Genu Direxa Stable

Art. no. 8359 | Knee stabilisation brace



• With 4 straps for additional stability

Size	Lower leg circumference A		Thigh circumference B	
	(cm)	(inch)	(cm)	(inch)
XXS	29-32	11.4-12.6	36-40	14.2-15.8
XS	32-35	12.6-13.8	40-44	15.8-17.3
S	35-38	13.8-15.0	44-48	17.3-18.9
M	38-41	15.0-16.1	48-52	18.9-20.5
L	41-44	16.1-17.3	52-56	20.5-22.0
XL	44-48	17.3-18.9	56-61	22.0-24.0
XXL	48-51	18.9-20.1	61-67	24.0-26.4

## Indications

Knee pain with severe or complex ligament laxity and/or severe feeling of instability, with the option to limit the range of motion

- ACL and/or PCL reconstruction
- Instability of the anterior/posterior cruciate ligament (ACL/PCL)
- Collateral ligament injuries
- Stabilisation/limitation of movement after meniscus surgery
- Genu recurvatum
- Severe and/or complex post-traumatic instability of the knee joint
- Severe and/or complex degenerative instability of the knee, e.g. osteoarthritis or rheumatoid arthritis
- Severe instability related to patellofemoral pain syndrome

## Effects

- Improves neuromuscular function with targeted compression
- Relieves, stabilises and supports the knee
- Prevents hyperextension of the knee
- Adjustable to limit the range of motion in extension and flexion (ROM):  
Flexion: 0°/10°/20°/30°/45°/60°/75°/90°  
Extension: 0°/10°/20°/30°/45°
- Improves proprioception
- Supports sensorimotor function
- Promotes the reduction of oedemas and haematomas
- Can relieve pain

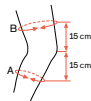
# Genu Direxa Stable, wraparound

Art. no. 8368 | Knee stabilisation brace



• Open design makes it easy to put on and take off

Size	Lower leg circumference A		Thigh circumference B	
	(cm)	(inch)	(cm)	(inch)
XXS	29-32	11.4-12.6	36-40	14.2-15.8
XS	32-35	12.6-13.8	40-44	15.8-17.3
S	35-38	13.8-15.0	44-48	17.3-18.9
M	38-41	15.0-16.1	48-52	18.9-20.5
L	41-44	16.1-17.3	52-56	20.5-22.0
XL	44-48	17.3-18.9	56-61	22.0-24.0
XXL	48-51	18.9-20.1	61-67	24.0-26.4



## Indications

Knee pain with severe or complex ligament laxity and/or severe feeling of instability, with the option to limit the range of motion

- ACL and/or PCL reconstruction
- Instability of the anterior/posterior cruciate ligament (ACL/PCL)
- Collateral ligament injuries
- Stabilisation/limitation of movement after meniscus surgery
- Genu recurvatum
- Severe and/or complex post-traumatic instability of the knee joint
- Severe and/or complex degenerative instability of the knee, e.g. osteoarthritis or rheumatoid arthritis
- Severe instability related to patellofemoral pain syndrome

## Effects

- Improves neuromuscular function with targeted compression
- Relieves, stabilises and supports the knee
- Prevents hyperextension of the knee
- Adjustable to limit the range of motion in extension and flexion (ROM):  
Flexion: 0°/10°/20°/30°/45°/60°/75°/90°  
Extension: 0°/10°/20°/30°/45°
- Improves proprioception
- Supports sensorimotor function
- Promotes the reduction of oedemas and haematomas
- Can relieve pain

# Genu Arexa

Art. no. 50K13N | Knee stabilisation brace



- Frame brace with incremental extension and flexion limits

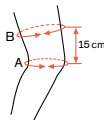
## Indications

Knee pain with severe or complex ligament laxity and/or severe feeling of instability, with the option to limit the range of motion

- ACL and/or PCL rupture and reconstruction
- Instability of the knee joint (ACL, PCL, MCL, LCL)
- Collateral ligament injuries
- Stabilisation/limitation of movement after meniscus surgery
- Osteoarthritis of the knee
- Rheumatoid arthritis

## Effects

- Guides and stabilises the knee in all planes
- Limits “anterior and posterior drawer sign”
- Reduces collateral instability
- Adjustable to limit the range of motion in extension and flexion (ROM):  
Flexion: 0°/10°/20°/30°/45°/60°/75°/90°  
Extension: 0°/10°/20°/30°/45°
- Prevents hyperextension of the knee



	Side	Size	Knee circumference A		Thigh circumference B	
			(cm)	(inch)	(cm)	(inch)
	L/R	S	32–37	12.6–14.6	39–46	15.4–18.1
	L/R	M	37–41	14.6–16.1	46–53	18.1–20.9
	L/R	L	41–46	16.1–18.1	53–61	20.9–24.0
	L/R	XL	46–50	18.1–19.7	61–69	24.0–27.2
	L/R	XXL	50–56	19.7–22.1	69–79	27.2–31.1

# Xeleton

Art. no. 50K30 | Knee stabilisation brace



- Frame brace with incremental extension and flexion limits, and robust functional elements

## Indications

Knee pain with severe or complex ligament laxity and/or severe feeling of instability, with the option to limit the range of motion

- ACL and/or PCL rupture and reconstruction
- Instability of the knee joint (ACL, PCL, MCL, LCL)
- Collateral ligament injuries
- Stabilisation/limitation of movement after meniscus surgery
- Osteoarthritis of the knee
- Rheumatoid arthritis


## Effects

- Guides and stabilises the knee in all planes
- Limits “anterior and posterior drawer sign”
- Reduces collateral instability
- Adjustable to limit the range of motion in extension and flexion (ROM):  
Flexion: 0°/10°/20°/30°/45°/60°/75°/90°  
Extension: 0°/10°/20°/30°/45°
- Prevents hyperextension of the knee

	Side	Size	Body height (2 = standard, 1 = long)		Thigh circumference B	
			< 1.83 m/72 inch	> 1.83 m/72 inch	(cm)	(inch)
A diagram of a human knee joint. Two red dashed lines with arrows indicate measurement points: 'A' is a horizontal line across the knee joint, and 'B' is a vertical line along the thigh. A vertical dimension of 15 cm is shown between two horizontal lines on the thigh.	L/R	XS	2	1	33-39	13.0-15.4
	L/R	S	2	1	39-47	15.4-18.5
	L/R	M	2	1	47-53	18.5-20.9
	L/R	L	2	1	53-60	20.9-23.6
	L/R	XL	2	1	60-67	23.6-26.4
	L/R	XXL	2	1	67-75	26.4-29.5
	L/R	XXXL	2	1	75-81	29.5-31.9

# Genu Immobil 0°/20°

Art. no. 8060/8062 | Immobilisation brace



• Immobilisation at a flexion angle of 0° or 20°

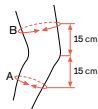
## Indications

Postoperative and posttraumatic immobilisation of the knee joint

- Acute knee injuries
- Knee ligament injuries and grafts

## Effects

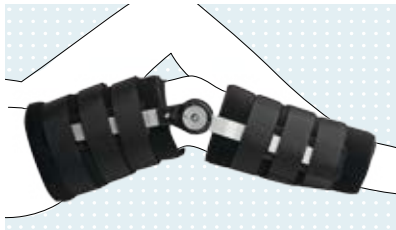
- Immobilises the knee at 0° or 20° flexion
- Reduces collateral instability



Side	Length		Lower leg circumference A		Thigh circumference B	
	(cm)	(inch)	(cm)	(inch)	(cm)	(inch)
L/R	40	15.7	35-55	13.8-21.6	42-62	16.5-24.4
L/R	50	19.7	40-60	15.7-23.6	48-68	18.9-26.7
L/R	60	23.6	42-62	16.5-24.4	52-72	20.4-28.3
L/R	70	27.6	45-65	17.7-25.5	55-75	21.6-29.5

# Genu Immobil Vario

Art. no. 8065 | ROM knee brace



- Immobilisation and gradual buildup of movement with flexion and extension limits at various degrees

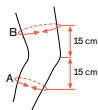
## Indications

Postoperative and posttraumatic immobilisation of the knee joint, with the option of limiting the range of motion

- Acute and subacute knee injuries
- Knee ligament injuries and grafts
- Patella dislocation

## Effects

- Immobilises the knee in adjustable positions (ROM)  
Flexion: 0° to 120°  
Extension: 0° to 90°
- Allows early mobilisation of the patient through gradual increases in range of motion in 10° increments
- Stabilises the capsular ligaments in the knee joint

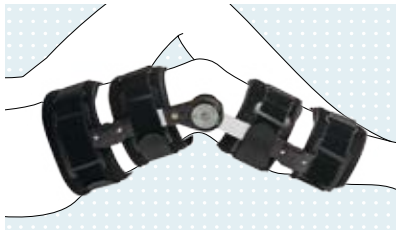


Side	Length		Lower leg circumference A		Thigh circumference B	
	(cm)	(inch)	(cm)	(inch)	(cm)	(inch)
Universal	55	21.7	Max. 52	Max. 20.5	Max. 70	Max. 27.6



# Genu Immobil Vario T

Art. no. 8066 | ROM knee brace



• Length individually adjustable

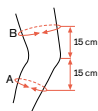
## Indications

Postoperative and posttraumatic immobilisation of the knee joint, with the option of limiting the range of motion

- Acute and subacute knee injuries
- Knee ligament injuries and grafts
- Patella dislocation

## Effects

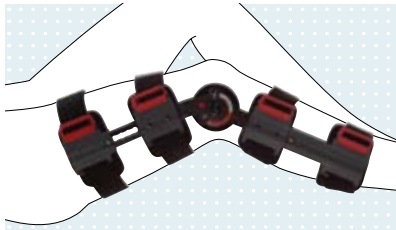
- Immobilises the knee in adjustable positions (ROM)  
Flexion: 0° to 120°  
Extension: 0° to 90°
- Allows early mobilisation of the patient through gradual increases in range of motion in 10° increments
- Stabilises the capsular ligaments in the knee joint



Side	Length		Lower leg circumference A		Thigh circumference B	
	(cm)	(inch)	(cm)	(inch)	(cm)	(inch)
Universal	55-64	21.7-25.2	Max. 52	Max. 20.5	Max. 70	Max. 27.6

# Genu Immobil Adjuster

Art. no. 8066 | ROM knee brace



- Individually adaptable in spite of universal size
- Adaptable without the use of tools

---

**Size**

---

Universal

---

## Indications

Postoperative and posttraumatic immobilisation of the knee joint, with the option of limiting the range of motion:

- Acute and subacute knee joint injuries
- Knee ligament injuries and grafts
- Patellar dislocation

## Effects

- Immobilises the knee joint in adjustable positions (ROM)  
Flexion: 0° to 120°  
Extension: 0° to 90°
- Allows early mobilisation of the patient through gradual increases in range of motion in 10°–15° increments
- Stabilises the capsular ligaments in the knee joint

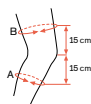
# Genu Neurexa

Art. no. 8165 | Knee guiding brace



- Can be used with rigid splints and 4 straps for additional stability with hyperextension protection for patients with paresis

Size	Lower leg circumference A		Thigh circumference B	
	(cm)	(inch)	(cm)	(inch)
XS	32-35	12.6-13.8	38-42	15.0-16.5
S	35-38	13.8-15.0	42-46	16.5-18.1
M	38-41	15.0-16.1	46-50	18.1-19.7
L	41-44	16.1-17.3	50-54	19.7-21.3
XL	44-48	17.3-18.9	54-58	21.3-22.8

A diagram of a human leg showing two measurement points, A and B, indicated by red dashed lines and arrows. Point A is at the lower leg, and point B is at the thigh. Both points are marked with a vertical red line and labeled '15 cm'.

## Indications

Paresis of leg muscles resulting in hyperextension of the knee, e.g. after:

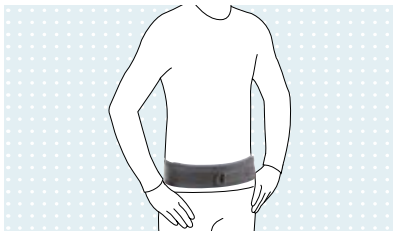
- Stroke
- Intervertebral disc herniation in the lumbar spine
- Peripheral nerve damage

## Effects

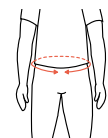
- Supports and stabilises the knee
- Improves proprioception
- Supports sensorimotor function
- Prevents hyperextension
- Promotes the reduction of oedemas and haematomas
- Can relieve pain

# Smartspine SI Support

Art. no. 50R236 | Stabilising brace



- Compresses and conforms to individual patient anatomy



Size	Pelvis circumference	
	(cm)	(inch)
S/M	up to 89.0	up to 35
L	89.0–127.0	35–50

## Indications

- Sciatica
- Irritation of the sacroiliac joint
- Instability of the sacroiliac joint
- Symphysiylisis

## Effects

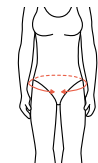
- Stabilises the pelvic girdle by immobilising the sacroiliac joint and symphysis
- Can relieve pain
- Removable pads improve blood circulation and are anticonvulsant

# Symphysis support

Art. no. 1041 | Elastic pelvis support



• Light stability thanks to soft, elastic material



Size	Pelvis circumference	
	(cm)	(inch)
XS	70–80	27.6–31.5
S	80–90	31.5–35.4
M	90–100	35.4–39.4
L	100–110	39.4–43.3
XL	110–120	43.3–47.2
XXL	120–130	47.2–51.2

## Indications

- Symphysis strain

## Effects

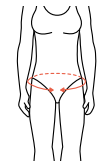
- Stabilises the symphysis
- Can relieve pain

# Dosi Sacro

Art. no. 1045 | Symphysis support



- Combination of elastic and inelastic elements for individual adjustment



Size	Pelvis circumference	
	(cm)	(inch)
XS	70-80	27.6-31.5
S	80-90	31.5-35.4
M	90-100	35.4-39.4
L	100-110	39.4-43.3
XL	110-120	43.3-47.2
XXL	120-130	47.2-51.2

## Indications

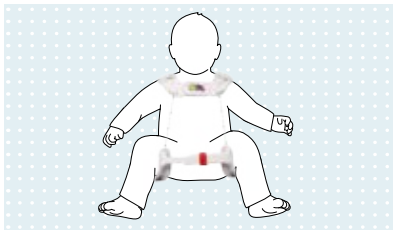
- Symphysis strain

## Effects

- Stabilises the symphysis
- Can relieve pain

# Tübingen hip flexion and abduction orthosis

Art. no. 28L10 | Designed by Prof. Bernau



- For the treatment of mild to moderate hip dysplasia in children aged 1 to 12 months

## Indications

- Hip dysplasia without instability (children aged up to 12 months) – hip types IIa, IIb and IIc, stable according to Graf

## Effects

- Positions the hips in the proven spread-squat position with flexion of over 90° and moderate abduction of 30° to 45°

Size	For age (months)
S	1
M	2 – 5
L	6 – 12

# Lörrach hip abduction orthosis

Art. no. 28L8 | Hip orthosis



- For the treatment of severe hip dysplasia in children aged 1 to 12 months



Size	Thigh circumference	
	(cm)	(inch)
3	18	7.1
2	22	8.7
1	26	10.2
0	30	11.8

## Indications

- Hip dysplasia without instability (children aged up to 12 months) – hips up to type IIIa according to Graf

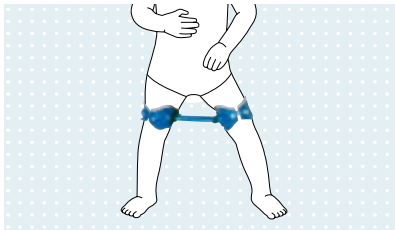
## Effects

- Positions the hip joints in the proven spread-squat position



# Hip abduction orthosis

Art. no. 28L20 | designed by John and Korn



• For use in children from age 6 to 18 months

---

**Size**

---

Universal, with adjustable condyle bands

---

## Indications

- Hip dysplasia without instability (children aged 6 to 18 months) – type IIb hips according to Graf
- Residual dysplasia after conservative treatment of hip dislocation (children aged 6 to 18 months)

## Effects

- Positions the hip joints according to the Hoffmann-Daimler principle

# Coxa Stable

Stabilising orthosis



• Modular system for a precise fit

## Indications

- Instability of the hip joint
- Subluxation/dislocation of the hip joint
- Instability of the hip joint after total replacement
- Subluxation/dislocation of the hip joint after TEP

## Effects

- Stabilises the hip joint
- Limits rotation in the hip joint
- Limits flexion/extension in the hip
- Locks the abduction angle



**Hip module Art. no. 28L50**



Side	Size	Waist circumference A		Hip circumference B	
		(cm)	(inch)	(cm)	(inch)
L/R	S	60-82	23.6-32.3	68-90	26.8-35.4
L/R	M	80-96	31.5-37.8	90-110	35.4-43.3
L/R	L	94-115	37.0-45.3	106-126	41.7-49.6



**Hip joint Art. no. 17H50**

Side	Patient height	
	(cm)	(inch)
1	Up to 180	Up to 70.9
2	Over 180	Over 70.9



**Thigh module Art. no. 28L51**



Side	Size	Proximal C		Distal D	
		(cm)	(inch)	(cm)	(inch)
L/R	S	44-53	17.3-20.9	34-41	13.4-16.1
L/R	M	48-60	18.9-23.6	36-45	14.2-17.7
L/R	L	57-68	22.4-26.8	42-49	16.5-19.3



**Padding set Art. no. 29L72**

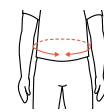
Side	Size
L/R	S
L/R	M
L/R	L

# Lumbo Carezza Basic

Art. no. 6001 | Back support



- Slim design – very good for wearing under clothing



Size	Waist circumference	
	(cm)	(inch)
S - M	70 - 90	27.6 - 35.3
L - XL	90 - 110	35.3 - 43.3
XXL - XXXL	110 - 130	43.3 - 51.2

## Indications

- Low back pain
- Sciatica
- Degenerative changes of the lumbar spine

## Effects

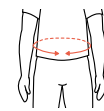
- Supports sensorimotor function and activates muscular stabilisation
- Relieves the lumbar spine
- Promotes muscle activity
- Can relieve pain

# Lumbo Direxa Basic

Art. no. 6002 | Back support



- Slim design – very good for wearing under clothing



A small diagram to the left of the table shows a person's waist with a red dashed line and arrows indicating the measurement point for waist circumference.

Size	Waist circumference	
	(cm)	(inch)
S – M	70 – 90	27.6–35.3
L – XL	90 – 110	35.3–43.3
XXL – XXXL	110 – 130	43.3–51.2

## Indications

- Low back pain
- Sciatica
- Degenerative changes of the lumbar spine

## Effects

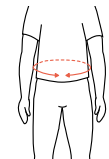
- Supports sensorimotor function and activates muscular stabilisation
- Can relieve pain

# Lumbo Sensa

Art. no. 50R10 | Back support



- Made of flat-knit fabric with optional pad
- Skinguard: antibacterial, odour-inhibiting and skin-friendly



Size	Waist circumference (approx. 2 cm / 0.8 inch above the iliac crest)	
	(cm)	(inch)
XS	70–80	27.6–31.5
S	80–90	31.5–35.4
M	90–100	35.4–39.4
L	100–110	39.4–43.3
XL	110–120	43.3–47.2
XXL	120–130	47.2–51.2

## Indications


- Low back pain
- Sciatica
- Muscular imbalances of the lumbar spine
- Degenerative changes of the lumbar spine
- Spondylarthrosis of the lumbar spine
- Facet joint syndrome of the lumbar spine
- Osteochondrosis of the lumbar spine

## Effects

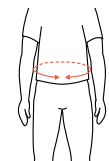
- Supports sensorimotor function and activates muscular stabilisation
- Relieves the lumbar spine
- Supports an anatomically correct posture
- Promotes muscle activity
- Can relieve pain

# Lumbo Sensa Women

Art. no. 50R11 | Back support



- Tapered style
- Skinguard: antibacterial, odour-inhibiting and skin-friendly



Size	Waist circumference (approx. 2 cm / 0.8 inch above the iliac crest)	
	(cm)	(inch)
XS	70–80	27.6–31.5
S	80–90	31.5–35.4
M	90–100	35.4–39.4
L	100–110	39.4–43.3
XL	110–120	43.3–47.2
XXL	120–130	47.2–51.2

## Indications

- Low back pain
- Sciatica
- Muscular imbalances of the lumbar spine
- Degenerative changes of the lumbar spine
- Spondylarthrosis of the lumbar spine
- Facet joint syndrome of the lumbar spine
- Osteochondrosis of the lumbar spine

## Effects

- Supports sensorimotor function and activates muscular stabilisation
- Relieves the lumbar spine
- Supports an anatomically correct posture
- Promotes muscle activity
- Can relieve pain

# Lumbo Therma

Art. no. 50R8 | Lumbar brace



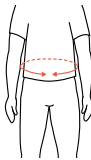
• Warming neoprene material

## Indications

- Low back pain
- Sciatica
- Muscular imbalances of the lumbar spine
- Degenerative changes of the lumbar spine
- Spondylarthrosis of the lumbar spine
- Facet joint syndrome of the lumbar spine
- Osteochondrosis of the lumbar spine

## Effects

- Supports sensorimotor function and activates muscular stabilisation
- Relieves the lumbar spine
- Improves blood flow
- Promotes muscle activity
- Improves thermoregulation
- Relaxes tense back musculature
- Can relieve pain



Size	Waist circumference (approx. 2 cm / 0.8 inch above the iliac crest)	
	(cm)	(inch)
XS	70-80	27.6-31.5
S	80-90	31.5-35.4
M	90-100	35.4-39.4
L	100-110	39.4-43.3
XL	110-120	43.3-47.2
XXL	120-130	47.2-51.2

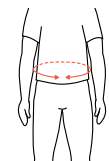


# Lumbo Carezza

Art. no. 50R40 | Lumbar brace



- Plastic bars for light stabilisation
- Dorsal height 24 cm



Size	Waist circumference (approx. 2 cm / 0.8 inch above the iliac crest)	
	(cm)	(inch)
XS	70-80	27.6-31.5
S	80-90	31.5-35.4
M	90-100	35.4-39.4
L	100-110	39.4-43.3
XL	110-120	43.3-47.2
XXL	120-130	47.2-51.2

## Indications

- Low back pain
- Sciatica
- Ligamentosis in the lumbar spine area
- Muscular imbalances of the lumbar spine
- Degenerative changes of the lumbar spine
- Spondylarthrosis of the lumbar spine
- Facet joint syndrome of the lumbar spine
- Osteochondrosis of the lumbar spine
- Irritation of the sacroiliac joint

## Effects

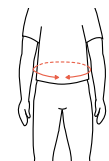
- Supports sensorimotor function and activates muscular stabilisation
- Relieves the lumbar spine
- Promotes muscle activity
- Can relieve pain

# Lumbo Direxa

Art. no. 50R50 | Lumbar brace



- Auto-adaptive plastic bars and elastic straps for moderate stabilisation
- Dorsal height 24 cm



Size	Waist circumference (approx. 2 cm / 0.8 inch above the iliac crest)	
	(cm)	(inch)
XS	70–80	27.6–31.5
S	80–90	31.5–35.4
M	90–100	35.4–39.4
L	100–110	39.4–43.3
XL	110–120	43.3–47.2
XXL	120–130	47.2–51.2

## Indications

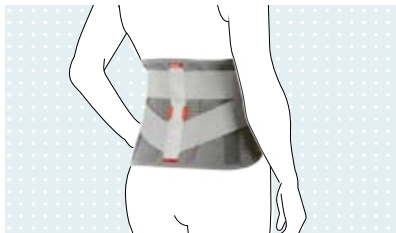
- Low back pain
- Sciatica
- Muscular imbalances of the lumbar spine
- Degenerative changes of the lumbar spine
- Osteochondrosis of the lumbar spine
- Facet joint syndrome of the lumbar spine
- Intervertebral disc protrusion from L4 to S1
- Intervertebral disc prolapse from L4 to S1
- Discectomy from L4 to S1
- Irritation of the sacroiliac joint

## Effects

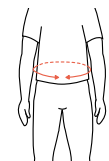
- Supports sensorimotor function
- Activates muscular stabilisation
- Relieves the lumbar spine
- Improves blood flow
- Promotes muscle activity
- Can relieve pain

# Lumbo Direxa Women

Art. no. 50R51 | Lumbar brace



- Tapered style
- Dorsal height 24 cm



Size	Waist circumference (approx. 2 cm / 0.8 inch above the iliac crest)	
	(cm)	(inch)
XS	70–80	27.6–31.5
S	80–90	31.5–35.4
M	90–100	35.4–39.4
L	100–110	39.4–43.3
XL	110–120	43.3–47.2
XXL	120–130	47.2–51.2

## Indications

- Low back pain
- Sciatica
- Muscular imbalances of the lumbar spine
- Degenerative changes of the lumbar spine
- Osteochondrosis of the lumbar spine
- Facet joint syndrome of the lumbar spine
- Intervertebral disc protrusion from L4 to S1
- Intervertebral disc prolapse from L4 to S1
- Discectomy from L4 to S1
- Irritation of the sacroiliac joint

## Effects

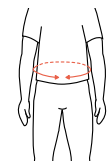
- Supports sensorimotor function
- Activates muscular stabilisation
- Relieves the lumbar spine
- Improves blood flow
- Promotes muscle activity
- Can relieve pain

# Lumbo Direxa Stable

Art. no. 50R54 | Lumbar brace



- Adjustable metal bars combined with coil springs and elastic straps provide high stabilisation
- Dorsal height 28 cm



Size	Waist circumference (approx. 2 cm / 0.8 inch above the iliac crest)	
	(cm)	(inch)
XS	70–80	27.6–31.5
S	80–90	31.5–35.4
M	90–100	35.4–39.4
L	100–110	39.4–43.3
XL	110–120	43.3–47.2
XXL	120–130	47.2–51.2

## Indications

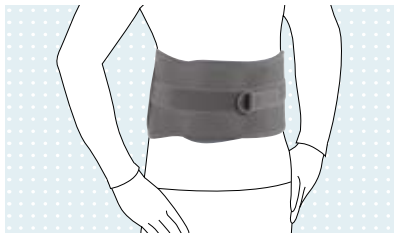
- Low back pain
- Sciatica
- Ligamentosis of the lumbar spine
- Muscular imbalances of the lumbar spine
- Degenerative changes of the lumbar spine
- Osteochondrosis of the lumbar spine
- Facet joint syndrome of the lumbar spine
- Intervertebral disc protrusion from L3 to S1
- Intervertebral disc prolapse from L3 to S1
- Discectomy from L3 to S1
- Spondylolysis L3 to S1
- Traumatic or osteoporotic fractures L3 to S1
- Osteoporosis L3 to S1
- Irritation of the sacroiliac joint

## Effects

- Supports sensorimotor function and activates muscular stabilisation
- Relieves the lumbar and lower thoracic spine
- Reduces lordosis of the lumbar spine
- Improves blood flow
- Promotes muscle activity
- Can relieve pain

# Smartspine LSO low

Art. no. 50R233 | Lumbar brace



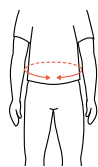
- Mechanical advantage pulley system provides powerful, easily-controlled compression support for standing and sitting

## Indications

- Stenosis of the lumbar spine
- Degeneration of the intervertebral discs
- Spondylolisthesis of the lumbar spine
- Facet joint syndrome of the lumbar spine

## Effects


- Supports sensorimotor function
- Activates the muscular stabilisation of the lumbar spine
- Helps relieve pain
- Relieves the lumbar spine by increasing intra-abdominal pressure and through external stabilisation



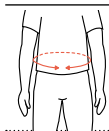
Size	Body circumference (approx. 2 cm/0.8 inch above the iliac crest)		Panel height Rear (cm)		Panel height Front (cm)	
	(cm)	(inch)	(cm)	(inch)	(cm)	(inch)
S	63.5 – 76.0	25 – 30	25.0	10	18.0	7
M	76.0 – 89.0	30 – 35				
L	89.0 – 101.5	35 – 40				
XL	101.5 – 114.5	40 – 45				
XXL	114.5 – 127.0	45 – 50				
XXXL	127.0 – 140.0	50 – 55				

# Lumbo TriStep

Art. no. 50R30 | Bridging brace with mobilisation function



- Function can be reduced in 3 phases for rehabilitation



Size	Pelvis circumference	
	(cm)	(inch)
S	65–80	25.6–31.5
M	80–100	31.5–39.4
L	100–125	39.4–49.2

## Indications

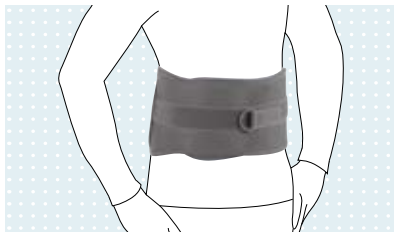
- Stable vertebral body fractures of the lumbar spine without neurological deficits
- Spondylodesis of the lumbar spine L1 to S1
- Intervertebral disc surgery of the lumbar spine L1 to S1
- Facet joint syndrome of the lumbar spine
- Lumbar spinal stenosis L3 to L5
- Symptomatic stenosis of the lumbar intervertebral foramina
- Instability of the lumbar spine
- Spondylolysis of the lumbar spine
- Spondylolisthesis of the lumbar spine
- Intervertebral disc prolapse of the lumbar spine L1 to S1

## Effects

- Supports sensorimotor function and activates muscular stabilisation
- Relieves and supports the lumbar spine
- Promotes muscular coordination
- Systematically increases the load in three stages
- Improves blood flow
- Promotes muscle activity
- Can relieve pain

# Smartspine LSO standard

Art. no. 50R235 | Lumbar brace



- Mechanical advantage pulley system provides powerful, easily-controlled compression support for standing and sitting

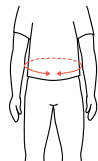
## Indications

- Stenosis of the lumbar spine
- Degenerative changes of intervertebral discs in the lumbar spine
- Spondylolisthesis of the lumbar spine
- Facet joint syndrome of the lumbar spine
- Spondylolysis of the lumbar spine
- Stable vertebral body fractures of the lumbar spine (without neurological deficits)

## Effects

- Supports sensorimotor function
- Activates the muscular stabilisation of the lumbar spine
- Helps relieve pain
- Relieves the lumbar spine by increasing intra-abdominal pressure and through external stabilisation

Size	Body circumference (approx. 2 cm/0.8 inch above the iliac crest)		Panel height Rear		Panel height Front	
	(cm)	(inch)	(cm)	(inch)	(cm)	(inch)
S	63.5 – 76.0	25 – 30	35.5	14	18.0	7
M	76.0 – 89.0	30 – 35				
L	89.0 – 101.5	35 – 40				
XL	101.5 – 114.5	40 – 45				
XXL	114.5 – 127.0	45 – 50				
XXXL	127.0 – 140.0	50 – 55				



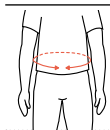
Back

# Dorso Direxa Basic

Art. no. 6005 | Back support



- Slim design – very good for wearing under clothing



A line drawing of a person's waist and hips. A red dashed line with arrows indicates the correct measurement point for waist circumference, which is at the narrowest part of the waist.

Size	Waist circumference	
	(cm)	(inch)
S	70–90	27.6–35.3
M	90–110	35.3–43.3
L	110–130	43.3–51.2

## Indications

- Low back pain
- Sciatica
- Muscular imbalances of the lower thoracic spine and/or lumbar spine
- Degenerative changes of the lower thoracic spine and/or lumbar spine

## Effects

- Supports sensorimotor function and activates muscular stabilisation
- Relieves the lumbar and lower thoracic spine
- Improves blood flow
- Promotes muscle activity
- Can relieve pain

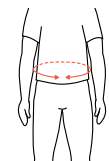


# Lumbo Carezza High

Art. no. 50R42 | Lumbar brace



- Adjustable metal bars combined with coil springs and elastic straps provide high stabilisation
- Dorsal height 32 cm



Size	Waist circumference (approx. 2 cm / 0.8 inch above the iliac crest)	
	(cm)	(inch)
XS	70–80	27.6–31.5
S	80–90	31.5–35.4
M	90–100	35.4–39.4
L	100–110	39.4–43.3
XL	110–120	43.3–47.2
XXL	120–130	47.2–51.2

## Indications

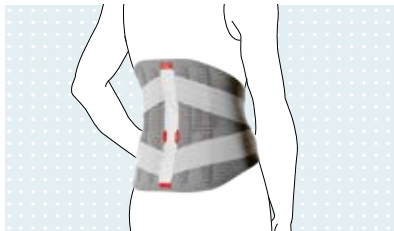
- Low back pain
- Sciatica
- Muscular imbalances of the lower thoracic spine and lumbar spine
- Degenerative changes in the lower thoracic spine and/or lumbar spine
- Spondylarthrosis of the lower thoracic spine and/or lumbar spine
- Facet joint syndrome of the lower thoracic spine and/or lumbar spine
- Osteochondrosis of the lower thoracic and/or lumbar spine
- Irritation of the sacroiliac joint

## Effects

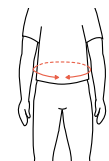
- Supports sensorimotor function and activates muscular stabilisation
- Relieves the lumbar spine
- Promotes muscle activity
- Can relieve pain

# Lumbo Direxa High

Art. no. 50R52 | Lumbar brace



- Support of the lower thoracic spine and moderate stabilisation by auto-adaptive plastic bars and elastic straps
- Dorsal height 32 cm



Size	Waist circumference (approx. 2 cm / 0.8 inch above the iliac crest)	
	(cm)	(inch)
XS	70–80	27.6–31.5
S	80–90	31.5–35.4
M	90–100	35.4–39.4
L	100–110	39.4–43.3
XL	110–120	43.3–47.2
XXL	120–130	47.2–51.2

## Indications

- Low back pain
- Sciatica
- Muscular imbalances of the lower thoracic spine and/or lumbar spine
- Degenerative changes of the lower thoracic spine and/or lumbar spine
- Osteochondrosis of the lower thoracic spine and/or lumbar spine
- Facet joint syndrome of the lower thoracic spine and/or lumbar spine
- Intervertebral disk protrusion from L1 to S1
- Intervertebral disk prolapse from L1 to S1
- Discectomy from L1 to S1
- Irritation of the sacroiliac joint

## Effects

- Supports sensorimotor function and activates muscular stabilisation
- Relieves the lumbar and lower thoracic spine
- Reduces lordosis of the lumbar spine
- Improves blood flow
- Promotes muscle activity
- Can relieve pain

# Smartspine LSO high

Art. no. 50R232 | Lumbar brace



- Mechanical advantage pulley system provides powerful, easily-controlled compression support for standing and sitting

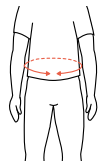
## Indications

- Stenosis of the lumbar spine
- Degeneration of the intervertebral discs
- Spondylolisthesis/spondylolysis
- Facet joint syndrome
- Stable vertebral body fractures (without neurological deficits)
- Postoperative stabilisation after spinal fusion
- Mechanical low back/thoracic spine pain
- Compression fractures of the thoracic and lumbar spine (without neurological deficits)
- Thoracic/lumbar disc herniation

## Effects

- Supports sensorimotor function
- Activates the muscular stabilisation of the lumbar spine
- Helps relieve pain
- Relieves the lumbar spine by increasing intra-abdominal pressure and through external stabilisation

Size	Body circumference (approx. 2 cm/0.8 inch above the iliac crest)		Panel height Rear		Panel height Front		Lateral panel
	(cm)	(inch)	(cm)	(inch)	(cm)	(inch)	
S	63.5–76.0	25–30	35.5	14	18.5	7.5	Standard
M	76.0–89.0	30–35	35.5	14	18.5	7.5	Standard
L	89.0–101.5	35–40	39.5	14	18.5	7.5	Large
XL	101.5–114.5	40–45	39.5	14	18.5	7.5	Large
XXL	114.5–127.0	45–50	39.5	14	23.5	9.5	Large
XXXL	127.0–140.0	50–55	39.5	14	23.5	9.5	Large



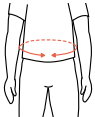
Back

# Dorso Carezza Basic Posture

Art. no. 6000 | Posture support



- Slim design – very good for wearing under clothing

	Waist circumference	
	(cm)	(inch)
	60–100	23.6–39.4

## Indications

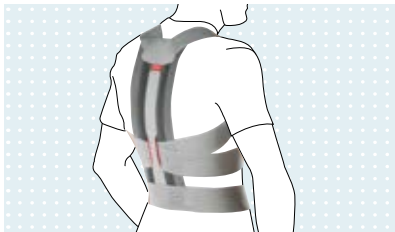
- Poor torso posture
- Muscular imbalances of the thoracic spine
- Kyphosis (without fused vertebrae)
- Degenerative changes of the thoracic spine

## Effects

- Supports sensorimotor function and activates muscular straightening of the torso
- Promotes postural awareness
- Relieves the thoracic spine
- Can relieve pain

# Dorso Carezza Posture

Art. no. 50R49 | Thoracolumbar brace



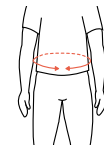
• Easy to put on like a backpack

## Indications

- Abnormal posture in the torso
- Muscular imbalances of the thoracic spine
- Kyphosis (without fused vertebrae)
- Degeneration of the thoracic spine
- Scheuermann's disease
- Thoracic spine pain

## Effects

- Supports sensorimotor function and activates muscular straightening of the torso
- Promotes postural awareness
- Relieves the thoracic spine
- Can relieve pain



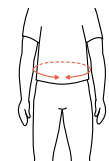
Size	Waist circumference (approx. 2 cm / 0.8 inch above the iliac crest)	
	(cm)	(inch)
XXS	60-70	23.6-27.6
XS	70-80	27.6-31.5
S	80-90	31.5-35.4
M	90-100	35.4-39.4

# Dorso Direxa Posture

Art. no. 50R59 | Thoracolumbar brace



- Adjustable splints and stabilisation of the lumbar spine



Size	Waist circumference (approx. 2 cm / 0.8 inch above the iliac crest)	
	(cm)	(inch)
XS	70–80	27.6–31.5
S	80–90	31.5–35.4
M	90–100	35.4–39.4
L	100–110	39.4–43.3
XL	110–120	43.3–47.2
XXL	120–130	47.2–51.2

## Indications

- Abnormal posture in the torso
- Kyphosis (without fused vertebrae)
- Scheuermann's disease
- Osteoporosis of the lower thoracic and/or lumbar spine
- Osteoporotic fractures of the lower thoracic and/or lumbar spine
- Degeneration of the lower thoracic and/or lumbar spine
- Osteochondrosis of the lower thoracic and/or lumbar spine
- Facet joint syndrome of the lower thoracic spine and/or lumbar spine

## Effects

- Supports sensorimotor function and activates muscular straightening of the torso
- Stabilises the lumbar spine
- Promotes postural awareness
- Relieves the thoracic and lumbar spine
- Improves blood flow
- Promotes muscle activity
- Can relieve pain

# Dorso Osteo Care

Art. no. 50R20 | Osteoporosis brace



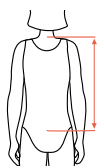
• Straightens osteoporotic back

## Indications

- Osteoporosis of the thoracic and/or lumbar spine
- Osteoporotic fractures of the thoracic and/or lumbar spine
- Osteochondrosis of the thoracic and/or lumbar spine
- Kyphosis (without fused vertebrae)
- Scheuermann's disease
- Degenerative changes in the lower thoracic spine and/or lumbar spine

## Effects

- Supports sensorimotor function and activates muscular straightening of the torso
- Improves muscular strength in the torso
- Promotes bone preservation in the thoracic spine
- Stabilises the thoracic spine
- Reduces the risk of falling
- Promotes mobility
- Can relieve pain



The diagram shows a human torso with two red arrows indicating measurement points. Arrow A points to the neck area, labeled 'Measuring point A, approx. 3 cm below C7'. Arrow B points to the lower back area, labeled 'Measuring point B approx. 2 cm above the gluteal fold'. A bracket between these two points is labeled 'Trunk length'.

Size	Trunk length	
	(cm)	(inch)
S	39-41.5	15.4-16.3
M	42-44.5	16.5-17.5

# Smartspine extension brace

Art. no. 50R231 | Thoracolumbar brace



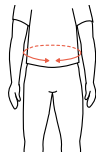
- Mechanical advantage pulley system provides powerful, easily-controlled compression support for standing and sitting

## Indications

- Thoracic spine pain (mechanical)
- Thoracic kyphosis (hunchback) (without fused vertebrae, mechanical)
- Scheuermann's disease
- Compression fractures of the thoracic spine (without neurological deficits)
- Degeneration of the thoracic spine
- Facet joint syndrome of the thoracic spine
- Osteochondrosis of the thoracic spine
- Osteoporosis
- Osteoporotic fractures of the thoracic and/or lumbar spine

## Effects

- Straightens the thoracic spine and activates muscular stabilisation
- Supports sensorimotor function
- Relieves the thoracic spine through active straightening and muscular stabilisation while increasing intra-abdominal pressure
- Can relieve pain

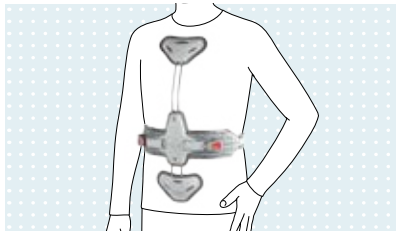


Size	Body circumference (approx. 2 cm / 0.8 inch above the iliac crest)		Panel height	
	(cm)	(inch)	(cm)	(inch)
S	76.5–89.0	30–35	43.0	17
M	89.0–101.5	35–40		
L	101.5–114.5	40–45		
XL	114.5–127.0	45–50	48.5	19.5



## Dorso Arexa

Art. no. 28R140N | Hyperextension brace designed by André Bähler



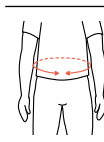
• Universal size with individual adjustment options

### Indications

- Stable traumatic vertebral body fractures (Th10 through L2) without neurological deficits
- Osteoporosis of the spine

### Effects

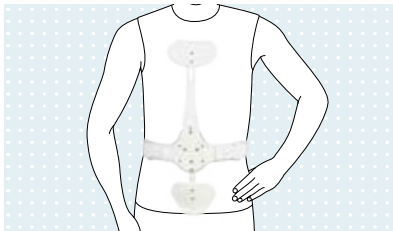
- Reclines the spine at the thoracolumbar transition
- Relieves the ventral segments of the vertebral bodies



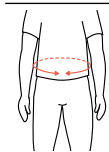
Size	Waist circumference	
	(cm)	(inch)
Universal	Up to 150	Up to 59.1

# Hyperextension brace

Art. no. 28R14 | using the 3-point principle



- Individual adaptation of the circumference and height
- Height-adjustable sternal and symphysis pad



Size	Waist circumference	
	(cm)	(inch)
S	60–75	23.6–29.5
M	75–90	29.5–35.4
L	90–105	35.4–41.3
XL	105–115	41.3–45.3

## Indications

- Stable vertebral body fractures (Th10 through L2) without neurological deficits
- Osteoporosis of the spine

## Effects

- Reclines the spine at the thoracolumbar transition
- Relieves the ventral segments of the vertebral bodies

# Hyperextension brace

Art. no. 28R16 | frame design



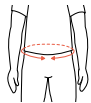
• Flexible pelvic strap that can be firmly positioned

## Indications

- Stable vertebral body fractures (Th10 through L2) without neurological deficits
- Osteoporosis of the spine

## Effects

- Reclines the spine at the thoracolumbar transition
- Relieves the ventral segments of the vertebral bodies
- Limits lateral tilt and torso rotation



Size	Pelvis circumference	
	(cm)	(inch)
S	60–75	23.6–29.5
M	75–90	29.5–35.4
L	90–105	35.4–41.3
XL	105–115	41.3–45.3
XXL	115–125	45.3–49.2

# Smartspine TLSO

Art. no. 28R230 | Thoracolumbar brace



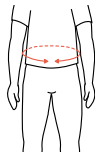
- Tool-free linear thoracic adjustment with articulating sternal pads
- Posterior cutout (from inferior part of scapula to sacrococcygeal junction)

## Indications

- Mechanical thoracic spine pain
- Mechanical thoracic kyphosis (hunchback) (without fused vertebrae)
- Scheuermann's disease
- Compression fractures of the thoracic spine (without neurological deficits)
- Severe degeneration of the thoracic and/or lumbar spine
- Stable traumatic fractures of the thoracic and/or lumbar vertebral bodies
- Severe disc degeneration of the thoracic and/or lumbar spine
- Facet joint syndrome of the thoracic spine

## Effects

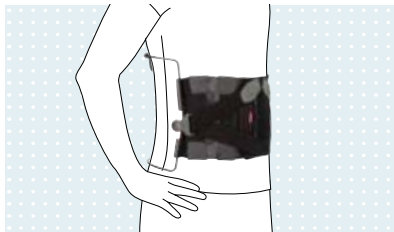
- Straightens the thoracic spine and activates muscular stabilisation
- Supports sensorimotor function
- Relieves the thoracic and lumbar spine through active straightening and exterior stabilisation while increasing intra-abdominal pressure
- Can relieve pain



Size	Body circumference (approx. 2 cm above the iliac crest)		Back panel height	
	(cm)	(inch)	(cm)	(inch)
S	76.5–89.0	30–35	43.0	17
M	89.0–101.5	35–40		
L	101.5–114.5	40–45		
XL	114.5–127.0	45–50	48.5	19.5
XXL	127.0–140.0	50–55		

# Dyneva

Art. no. 50R300 | Dynamic flexion brace



- Improvement through motion
- The first dynamic flexion brace for the lumbar spine
- Open back design for excellent patient compliance

Size	Distance	
	(cm)	(inch)
XS	A ~ 27; B ~ 30	A ~ 10.6; B ~ 11.8
S	A ~ 30; B ~ 33	A ~ 11.8; B ~ 13.0
M	A ~ 33; B ~ 36	A ~ 13.0; B ~ 14.2
L	A ~ 36; B ~ 39	A ~ 14.2; B ~ 15.4
XL	A ~ 39; B ~ 42	A ~ 15.4; B ~ 16.5
XXL	A ~ 42; B ~ 45	A ~ 16.5; B ~ 17.7

## Indications

With pain syndromes of the lumbar spine caused by:

- Lumbar spinal stenosis
- Lumbar facet joint syndrome
- Lumbar nerve root irritation (lower back pain, sciatica)
- Lumbar instability (spondylolisthesis, spondylolysis)
- Lumbar spondylarthrosis
- Intervertebral disc protrusion or prolapse in the lumbar spine region
- General degenerative changes with reduced intervertebral disc height

## Effects

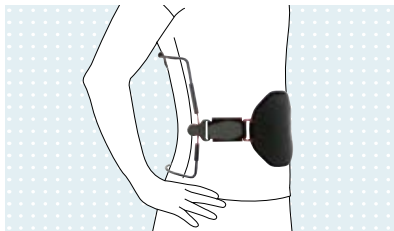
- The patented spring regulates muscle strength
- Straightens the lumbar spine during movement
- Functional correction of the lumbar spine due to straightening
- Modulates and relieves (decompresses) the lumbar spine area by applying torque via dynamic springs
- Can alleviate pain and increase mobility

646A334=DE  
646A334=EN

White Paper – Dyneva: a new back brace

# Dyneva light

Art. no. 50R301 | Dynamic flexion brace



- Improvement through motion
- The first dynamic flexion brace for the lumbar spine
- Open back design for excellent patient compliance

Size	Distance	
	(cm)	(inch)
XS	A ~ 27; B ~ 30	A ~ 10.6; B ~ 11.8
S	A ~ 30; B ~ 33	A ~ 11.8; B ~ 13.0
M	A ~ 33; B ~ 36	A ~ 13.0; B ~ 14.2
L	A ~ 36; B ~ 39	A ~ 14.2; B ~ 15.4
XL	A ~ 39; B ~ 42	A ~ 15.4; B ~ 16.5
XXL	A ~ 42; B ~ 45	A ~ 16.5; B ~ 17.7

## Indications

With pain syndromes of the lumbar spine caused by:

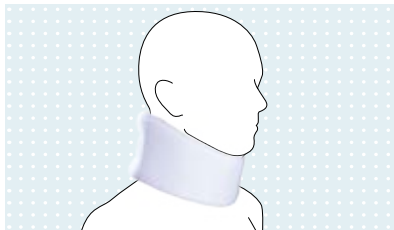
- Lumbar spinal stenosis
- Lumbar facet joint syndrome
- Lumbar nerve root irritation (lower back pain, sciatica)
- Lumbar instability (spondylolisthesis, spondylolysis)
- Lumbar spondylarthrosis
- Intervertebral disc protrusion or prolapse in the lumbar spine region
- General degenerative changes with reduced intervertebral disc height

## Effects

- The patented spring regulates muscle strength
- Straightens the lumbar spine during movement
- Functional correction of the lumbar spine due to straightening
- Modulates and relieves (decompresses) the lumbar spine area by applying torque via dynamic springs
- Can alleviate pain and increase mobility

# Necky Anatomic

Art. no. 103–105 | Cervical brace




• Straight cut

## Indications

- Cervical syndrome
- Hypermobility of the cervical spine
- Rheumatic complaints of the cervical spine
- Excessive strain on the neck muscles
- Whiplash injury
- Degenerative changes of the cervical spine

## Effects

- Provides warmth and support

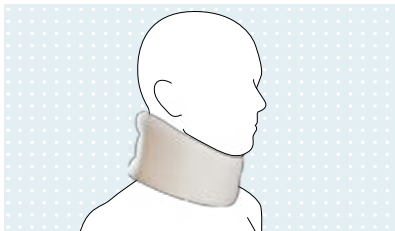


A small line drawing of a person's head and neck in profile, facing left. Two red dashed lines are drawn across the neck to indicate the measurement points for the cervical brace. The top line is at the base of the skull, and the bottom line is at the top of the shoulders.

Article no.	Neck height	
	(cm)	(inch)
103	8	3.2
104	10	3.9
105	12	4.7

# Necky Color

Art. no. 50C20 | Cervical brace




• Anatomically shaped

## Indications

- Cervical syndrome
- Hypermobility of the cervical spine
- Rheumatic complaints of the cervical spine
- Excessive strain on the neck muscles
- Whiplash injury
- Degenerative changes of the cervical spine

## Effects

- Provides warmth and support
- Limits range of motion



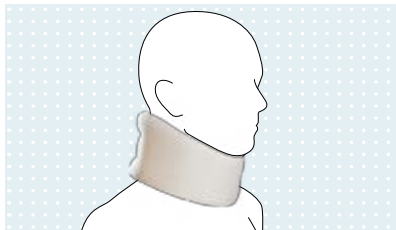
A small line drawing of a person's head and neck in profile, facing left. Red dashed lines indicate the measurement of neck height, which is the distance from the base of the skull to the top of the shoulders.

Neck height	
(cm)	(inch)
8	3.2
10	3.9
12	4.7



# Necky Color Forte

Art. no. 50C30 | Cervical brace



• Integrated plastic reinforcement

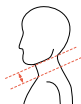
## Indications

- Cervical syndrome
- Hypermobility of the cervical spine
- Rheumatic complaints of the cervical spine
- Excessive strain on the neck muscles
- Whiplash injury
- Degenerative changes of the cervical spine

## Effects

- Provides warmth and support
- High level of support
- Limits range of motion

### Neck height



(cm)

(inch)

8

3.2

10

3.9

12

4.7

# Philadelphia Cervical Brace

Art. no. 50C40 | Cervical brace with trachea opening



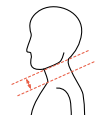
- Ventral and dorsal reinforcement for more stability

## Indications

- Cervical root irritation
- Fractures in the cervical spine (simple and stable)
- Dislocation/dislocation fractures (postoperative)
- Following halo body jacket

## Effects

- Immobilises the cervical spine
- High stabilising effect



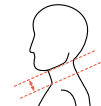
Size	Neck circumference				Neck height					
	(cm)	(inch)	(cm)	(inch)	(cm)	(inch)	(cm)	(inch)	(cm)	(inch)
S	25.5–33.0	10.0–13.0	6	2.4	8	3.2	11	4.3	13	5.1
M	33.0–40.5	13.0–15.9	6	2.4	8	3.2	11	4.3	13	5.1
L	40.5–48.0	15.9–18.9	6	2.4	8	3.2	11	4.3	13	5.1

# Smartspine collar

Art. no. 50C90 | Cervical brace



- Removable soft foam liner improves patient comfort



Tip of chin to  
top of sternum

Neck height

(cm)      (inch)

Short      5.5      2.3

Normal      7.5      3.0

Long      9.5      3.8

Extra long      11.5      4.5

## Indications

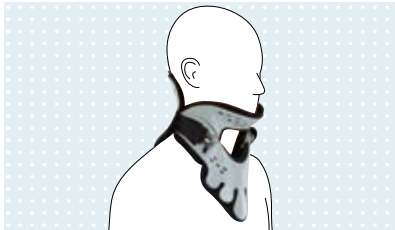
- Acute pain syndromes of the cervical spine
- Cervical spine stenosis
- Whiplash trauma of the cervical spine

## Effects

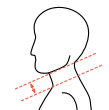
- Controls unwanted flexion, extension and rotation to promote spinal alignment
- Immobilises the cervical spine

# Smartspine universal collar

Art. no. 50C91 | Cervical brace



- Unique dual height adjustment
- Removable soft foam liner



Size	Neck height adjustable	
	(cm)	(inch)
Universal	6.5–12.5	2.5–5.0

## Indications

- Acute pain syndromes of the cervical spine
- Cervical spine stenosis
- Whiplash injury
- Fractures of the cervical spine
- Dislocation and dislocation fractures of the cervical spine (postoperative)
- Traumatic injury to the cervical spine
- Radiculopathies of the cervical spine

## Effects

- Immobilises the cervical spine
- Controls unwanted flexion, extension and rotation to promote spinal alignment

# Shoulder protection

Art. no. 7126 | Shoulder support



- Made of neoprene and suitable for fittings on either side

## Indications

- Irritation in the shoulder area
- Degeneration of the rotator cuff
- Tendomyopathy in the shoulder area
- Omarthrosis

## Effects

- Stabilises the shoulder joint
- Can relieve pain



Size	Circumference at biceps	
	(cm)	(inch)
XS	24-28	9.5-11.0
S	28-32	11.0-12.6
M	32-35	12.6-13.8
L	35-38	13.8-15.0
XL	38-42	15.0-16.5

# Acro ComforT

Art. no. 5055 | Shoulder support



- Temperature-regulating OUTLAST® material, suitable for fittings on either side



Size	Circumference at biceps	
	(cm)	(inch)
XS	24–28	9.5–11.0
S	28–32	11.0–12.6
M	32–35	12.6–13.8
L	35–38	13.8–15.0
XL	38–42	15.0–16.5

## Indications

- Irritation in the shoulder region
- Degeneration of the rotator cuff
- Tendomyopathy in the shoulder region
- Shoulder instability

## Effects


- Stabilises the shoulder joint
- Supports targeted guidance of the shoulder
- Can relieve pain

# Omo Immobil sling

Art. no. 50A8 | Shoulder joint brace



- Immobilises the shoulder joint in internal rotation



Size	Forearm length A	
	(cm)	(inch)
S	29–34	11.5–13.0
M	35–37	13.0–14.5
L	38–41	14.5–16.0

## Indications

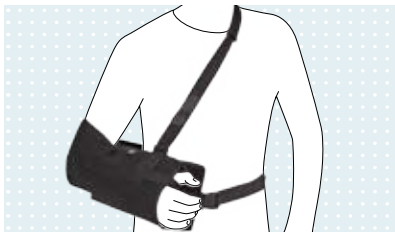
- Acute or chronic shoulder pain
- Irritation in the shoulder area
- Frozen shoulder
- AC joint separation
- Osteoarthritis of the shoulder
- Subcapital humerus fracture
- Anterior shoulder dislocation
- Bankart lesion

## Effects

- Immobilises and relieves the shoulder joint with interior rotation
- Can relieve pain

# Omo Immobil sling, abduction

Art. no. 50A9 | Shoulder joint brace




- Immobilisation of the shoulder joint at 15° abduction with an anatomically shaped waist cushion

## Indications

- Acute or chronic shoulder pain
- Irritation in the shoulder area
- Biceps tendon and muscle injuries
- Posterior shoulder dislocation

## Effects

- Immobilises and relieves the shoulder joint at 15° abduction
- Can relieve pain



Size	Forearm length A	
	(cm)	(inch)
S	29–34	11.5–13.0
M	35–37	13.0–14.5
L	38–41	14.5–16.0



# Omo Immobil

Art. no. 50A10 | Shoulder joint brace



- Relieves the shoulder joint with functional positioning of the shoulder at 0°, 15°, 30°, 60° or 90° abduction



Size	Body height	
	(cm)	(inch)
S	~ 150–165	~ 58.5–64.5
M	~ 165–175	~ 64.5–68.5
L	Over ~ 175	Over ~ 68.5

## Indications

- Posterior shoulder dislocation
- Shoulder instability
- Osteoporosis after subcapital humerus fracture
- Shoulder joint implantation
- Rotator cuff repair/shoulder impingement syndrome

## Effects

- Immobilises and relieves the shoulder joint at 0°, 15°, 30°, 60° or 90° abduction
- Can relieve pain

646D353=D

Special print: "Treatment of traumatic anterior shoulder luxation with immobilisation in exterior rotation"

# Omo Immobil Rotation

Art. no. 50A11 | Shoulder joint brace



- Additional immobilisation at 10°, 20° or 30° external rotation



Side	Size	Body height	
		(cm)	(inch)
L/R	S	~ 150-165	~ 58.5-64.5
L/R	M	~ 165-175	~ 64.5-68.5
L/R	L	Over ~ 175	Over ~ 68.5

## Indications

- Anterior shoulder dislocation
- Bankart lesion
- Labral refixation in case of Bankart lesion

## Effects

- Immobilises and relieves the shoulder joint in 0°, 15°, 30°, 60° or 90° abduction and 10°, 20° or 30° exterior rotation
- Can relieve pain

646D353=D

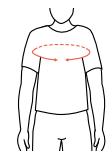
Special print: "Treatment of traumatic anterior shoulder luxation with immobilisation in exterior rotation"

# Omo Neurexa Plus

Art. no. 5065N | Shoulder brace



- Can be put on independently with one hand
- Especially for the treatment of neurological disorders in the shoulder



Side	Size	Chest circumference	
		(cm)	(inch)
L/R	XXS	73-78	27-31
L/R	XS	79-86	31-34
L/R	S	87-94	34-37
L/R	M	96-102	37-40
L/R	L	103-110	40-43
L/R	XL	111-118	43-47

## Indications

Flaccid and painful movement limitations of the shoulder and arm musculature in case of:

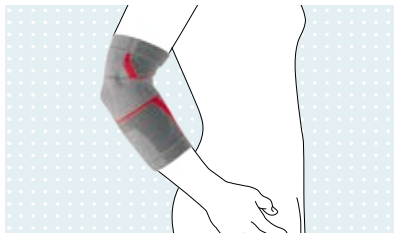
- Hemiparesis/hemiplegia
- Plexus injuries
- Peripheral nerve damage of the cervical spine
- Subluxation of the shoulder due to neurological causes

## Effects

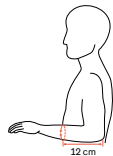
- Realigns the humerus head in the socket
- Improves body posture due to better sensorimotor control, resulting in a more physiological gait pattern
- Supports the arm position in extension with slight exterior rotation
- Reduces spasticity of the upper limbs
- Can relieve pain

# Epi Sensa

Art. no. 50A7 | Elbow support with pads



- Flat-knit fabric with integrated, anatomically shaped gel pads
- Skinguard: antibacterial, odour-inhibiting and skin-friendly



Size	Forearm circumference	
	(cm)	(inch)
XS	17.0–19.0	6.7–7.5
S	19.0–21.0	7.5–8.3
M	21.0–23.0	8.3–9.1
L	23.0–25.5	9.1–10
XL	25.5–28.0	10–11
XXL	28.0–31.0	11–12.2

## Indications

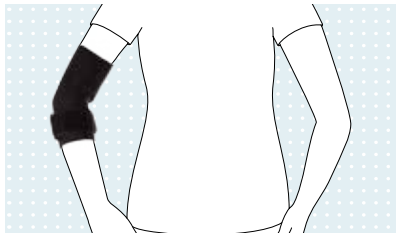
- Irritation in the elbow area
- Epicondylitis humeri radialis (tennis elbow)
- Epicondylitis humeri ulnaris (golfer's elbow)
- Tendomyopathy in the elbow area
- Soft tissue diseases (e.g. chronic bursitis) and injuries
- Joint effusion and periarticular swelling (e.g. in case of osteoarthritis or arthritis)

## Effects

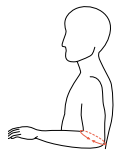
- Relieves the elbow joint and optimises its functioning
- Stimulates proprioception
- Supports sensorimotor function
- Activates muscular stabilisation
- Continuously optimises soft tissue compression
- Promotes the reduction of oedemas and haematomas
- Can relieve pain

# Epi Ulna

Art. no. 7122 | Elbow support



• Bilaterally movable pads



Size	Elbow circumference	
	(cm)	(inch)
XS	21–23	8.3–9.1
S	23–25	9.1–9.8
M	25–28	9.8–11.0
L	28–31	11.0–12.2
XL	31–33	12.2–13.0
XXL	33–36	13.0–14.2

## Indications

- Irritation in the elbow area
- Epicondylitis humeri radialis (tennis elbow)
- Epicondylitis humeri ulnaris (golfer's elbow)
- Tendomyopathy in the elbow area
- Soft tissue diseases (e.g. chronic bursitis) and injuries

## Effects

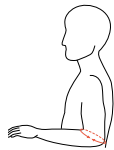
- Compresses the muscle insertions
- Relieves the elbow joint
- Can relieve pain

# Hyper-ex Warm

Art. no. 7124 | Elbow support



• Individually adjustable crossover straps



Size	Elbow circumference	
	(cm)	(inch)
XS	21-23	8.3-9.1
S	23-25	9.1-9.8
M	25-28	9.8-11.0
L	28-31	11.0-12.2
XL	31-33	12.2-13.0

## Indications


- Irritation in the elbow area
- Hyperextension of the elbow joint
- Bursitis (acute and chronic)
- Osteoarthritis of the elbow
- Rheumatic joint effusions

## Effects

- Stabilises and warms the elbow joint
- Prevents hyperextension
- Can relieve pain

## Elbow support

Art. no. 9015 | Epicondylitis brace



- Adjustable elastic strap made of breathable material

---

**Size**

---

Universal

---

### Indications

- Epicondylitis humeri radialis (tennis elbow)
- Epicondylitis humeri ulnaris (golfer's elbow)

### Effects

- Provides local relief for the tendon tissue on the epicondyle
- Targeted, controlled compression of the forearm muscles
- Can relieve pain

# Epi Forsa Plus

Art. no. 50A3 | Epicondylitis brace



- Stable, soft padded plastic core

---

**Size**

---

Universal

---

## Indications

- Epicondylitis humeri radialis (tennis elbow)
- Epicondylitis humeri ulnaris (golfer's elbow)


## Effects

- Provides local relief for the tendon tissue on the epicondyle
- Targeted, controlled compression of the forearm muscles
- Promotes hyperaemia through friction massage
- Can relieve pain



# Epiflex

Art. no. 4801N | Epicondylitis brace



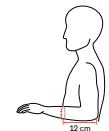
• Semi-rigid due to a shaped plastic band

## Indications

- Epicondylitis humeri radialis (tennis elbow)
- Epicondylitis humeri ulnaris (golfer's elbow)

## Effects


- Provides local relief for the tendon tissue on the epicondyle
- Targeted, controlled compression of the forearm muscles
- Promotes hyperaemia through friction massage
- Can relieve pain



Size	Forearm circumference	
	(cm)	(inch)
S	24-25	9.5-9.8
M	26-27	10.2-10.6
L	28-30	11.0-11.8
XL	31-33	12.2-13.0

# Diagonal Comfort

Art. no. 4026 | Thumb support



• Soft, comfortable inner material

## Indications

- Irritation of the carpometacarpal and the metacarpophalangeal joint
- Sprains
- Subluxation/dislocation
- Osteoarthritis of the base of the thumb

## Effects


- Stabilises and relieves the thumb joints
- Can relieve pain



Size		Wrist circumference	
Size	Size	(cm)	(inch)
L/R	XS	13-14	5.1-5.5
L/R	S	14-16	5.5-6.3
L/R	M	16-18	6.3-7.1
L/R	L	18-20	7.1-7.9
L/R	XL	20-22	7.9-8.7

# Diagonal thumb support

Art. no. 4074 | Thumb support



• Stable material, keeps skin dry

## Indications

- Irritation of the carpometacarpal and the metacarpophalangeal joint
- Tendomyopathy in the thumb area
- Osteoarthritis of the base of the thumb

## Effects

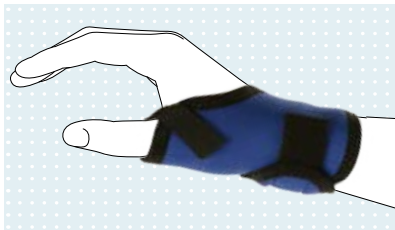
- Stabilises and relieves the thumb joints
- Can relieve pain



Size		Wrist circumference	
Size	Size	(cm)	(inch)
L/R	XS	13-14	5.1-5.5
L/R	S	14-16	5.5-6.3
L/R	M	16-18	6.3-7.1
L/R	L	18-20	7.1-7.9
L/R	XL	20-22	7.9-8.7

# Thumboform short

Art. no. 4084 | Thumb support



• With shapeable thermoplastic thumb splint

## Indications

- Irritation of the carpometacarpal and the metacarpophalangeal joint
- Sprains
- Subluxation/dislocation
- Osteoarthritis of the base of the thumb
- Ulnar collateral ligament injury (skier's thumb)

## Effects

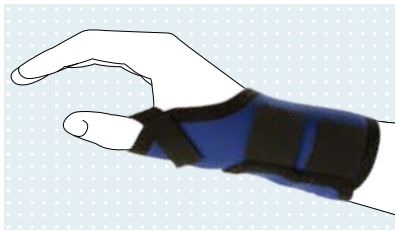
- Stabilises and relieves the thumb joints
- Can relieve pain



Size		Wrist circumference	
Size	Size	(cm)	(inch)
L/R	XS	13-14	5.1-5.5
L/R	S	14-16	5.5-6.3
L/R	M	16-18	6.3-7.1
L/R	L	18-20	7.1-7.9
L/R	XL	20-22	7.9-8.7

# Thumboform long

Art. no. 4085 | Thumb support



- With shapeable thermoplastic wrist and thumb splint
- 2 cm longer than 4084

## Indications

- Irritation of the carpometacarpal and the metacarpophalangeal joint
- Sprains
- Tendovaginitis in the hand area
- Subluxation/dislocation
- Osteoarthritis of the base of the thumb
- Ulnar collateral ligament injury (skier's thumb)

## Effects


- Stabilises and relieves the thumb joints
- Can relieve pain



		Wrist circumference	
Size	Size	(cm)	(inch)
L/R	XS	13-14	5.1-5.5
L/R	S	14-16	5.5-6.3
L/R	M	16-18	6.3-7.1
L/R	L	18-20	7.1-7.9
L/R	XL	20-22	7.9-8.7

# Thumbform X-Long

Art. no. 4086 | Thumb support



- With shapeable thermoplastic wrist and thumb splint
- 2 cm longer than 4085 with additional elastic wrist strap

## Indications

- Ligament injuries of the carpometacarpal and metacarpophalangeal joints
- Sprains
- Tendovaginitis in the hand area
- Subluxation/dislocation
- Osteoarthritis of the base of the thumb
- Hypermobility of the thumb

## Effects


- Stabilises and relieves the thumb joints
- Limits wrist motion
- Can relieve pain



		Wrist circumference	
Size	Size	(cm)	(inch)
L/R	XS	13-14	5.1-5.5
L/R	S	14-16	5.5-6.3
L/R	M	16-18	6.3-7.1
L/R	L	18-20	7.1-7.9
L/R	XL	20-22	7.9-8.7

# Rhizo Forsa

Art. no. 50A4 | Thumb brace



• Mouldable plastic core

## Indications

- Irritation of the carpometacarpal and the metacarpophalangeal joint
- Ulnar collateral ligament injury (skier's thumb)
- Thumb sprains
- Osteoarthritis of the base of the thumb

## Effects

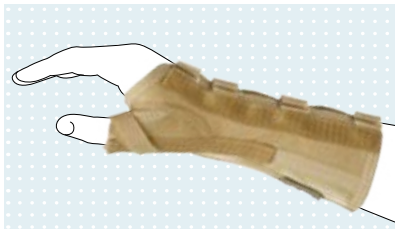
- Stabilises and relieves the thumb joints
- Can relieve pain



Size	Size	Wrist circumferenc	
		(cm)	(inch)
L/R	S	13.0–16.5	5.1–6.5
L/R	M	16.5–20.5	6.5–8.1

# Manu Rheuma Pollex

Art. no. 4025 | Wrist support



• Fasteners keep the ulnar head free

## Indications

- Rheumatoid irritation in the wrist joint and thumb area
- Sprains
- Subluxation/dislocation
- Osteoarthritis of the base of the thumb
- Tendovaginitis in the hand area

## Effects

- Supports and stabilises the wrist and thumb joints
- Can relieve pain




Size	Size	Wrist circumferenc	
		(cm)	(inch)
L/R	XS	14.5	5.7
L/R	S	15.5	6.1
L/R	M	17.0	6.7
L/R	L	18.5	7.3
L/R	XL	20.0	7.9
L/R	XXL	21.5	8.5



# Manu Direxa Basic W&T

Art. no. 4032 | Wrist support




Basic wrist and thumb support in 3 sizes

## Indications

- Irritation in the wrist and thumb areas
- Sprains
- Subluxation/dislocation
- Tendinopathy
- De Quervain's tenosynovitis
- Osteoarthritis of the base of the thumb
- Carpal tunnel syndrome

## Effects

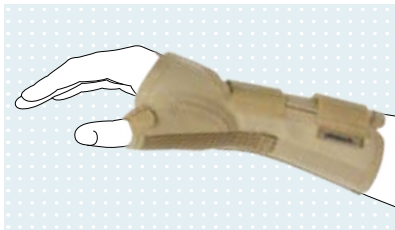
- Supports and stabilises the wrist and thumb joints
- Can relieve pain



Size	Size	Wrist circumferenc	
		(cm)	(inch)
L/R	XS - S	14-16	5.5-6.3
L/R	M - L	16-18.5	6.3-7.3
L/R	XL - XXL	18.5-22	7.3-8.7

# Manu 3D Pollex

Art. no. 4146 | Wrist support



• 3D material keeps the skin dry

## Indications

- Irritation in the wrist and thumb areas
- Sprains
- Subluxation/dislocation
- Tendovaginitis in the wrist and thumb areas
- De Quervain's tenosynovitis
- Ulnar collateral ligament injury of the metacarpophalangeal joint (skier's thumb)
- Osteoarthritis of the base of the thumb

## Effects

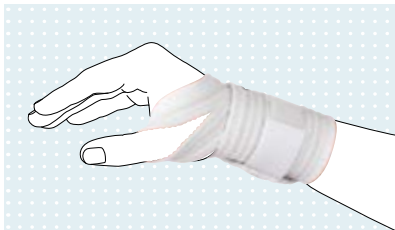
- Stabilises and relieves the wrist and thumb joints
- Can relieve pain



		Wrist circumferenc	
Size	Size	(cm)	(inch)
L/R	XS	14.0-15.0	5.5-5.9
L/R	S	15.0-16.0	5.9-6.3
L/R	M	16.0-17.0	6.3-6.7
L/R	L	17.0-18.5	6.7-7.3
L/R	XL	18.5-20.0	7.3-7.9
L/R	XXL	20.0-22.0	7.9-8.7

## Wrist support

Art. no. 9010 | Wrist support



• Universal size

---

**Size**

---

Universal

---

### Indications

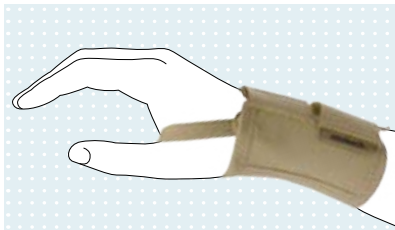
- Irritation of the carpometacarpal and the metacarpophalangeal joint
- Tendovaginitis in the hand area
- Osteoarthritis of the wrist

### Effects

- Supports and stabilises the wrist
- Can relieve pain

# Manu 3D Short

Art. no. 4103 | Wrist support



• 3D material keeps the skin dry

## Indications

- Irritation in the wrist area
- Tendovaginitis in the hand area
- Osteoarthritis of the wrist

## Effects


- Supports and stabilises the wrist
- Can relieve pain



		Wrist circumferenc	
Size	Size	(cm)	(inch)
L/R	XS	14.0-15.0	5.5-5.9
L/R	S	15.0-16.0	5.9-6.3
L/R	M	16.0-17.0	6.3-6.7
L/R	L	17.0-18.5	6.7-7.3
L/R	XL	18.5-20.0	7.3-7.9
L/R	XXL	20.0-22.0	7.9-8.7

# Manu Sensa

Art. no. 50P13 | Wrist support



- Flat-knit fabric with integrated, anatomically shaped Technogel pad
- Elastic wrist strap for additional stabilisation
- Skinguard: antibacterial, odour-inhibiting and skin-friendly

## Indications

- Irritation (e.g. tendovaginitis, tendomyopathy, minor joint effusion, post-traumatic sprains, post-operative, reactive irritation and arthralgia)
- Rheumatoid arthritis
- Carpal tunnel syndrome
- Degenerative wrist disorders (arthrosis)
- Feeling of instability (e.g. snapping ulna)

## Effects

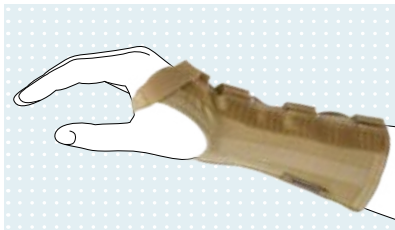
- Relieves the wrist and optimises its functioning
- Stimulates proprioception
- Supports sensorimotor function
- Activates muscular stabilisation
- Continually optimises soft tissue compression
- Promotes the reduction of oedemas and haematomas
- Limits the range of motion of the wrist in the palmar direction
- Can relieve pain



		Wrist circumference	
Size	Size	(cm)	(inch)
L/R	XS	14.0–15.0	5.5–5.9
L/R	S	15.0–16.0	5.9–6.3
L/R	M	16.0–17.0	6.3–6.7
L/R	L	17.0–18.5	6.7–7.3
L/R	XL	18.5–20.0	7.3–7.9
L/R	XXL	20.0–22.0	7.9–8.7

# Manu Rheuma Flex

Art. no. 4024 | Wrist support



• Soft, comfortable material

## Indications

- Rheumatoid irritation in the wrist area
- Sprains
- Subluxation/dislocation
- Osteoarthritis of the wrist
- Tendovaginitis in the hand area

## Effects

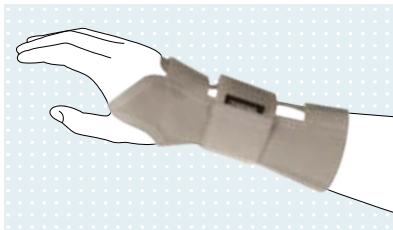
- Supports and stabilises the wrist
- Can relieve pain



Size	Size	Wrist circumferenc	
		(cm)	(inch)
L/R	XS	14.5	5.7
L/R	S	15.5	6.1
L/R	M	17.0	6.7
L/R	L	18.5	7.3
L/R	XL	20.0	7.9
L/R	XXL	21.5	8.5

# Manu Direxa Basic

Art. no. 4030 | Wrist support




Basic wrist support in 3 sizes

## Indications

- Irritation in the wrist area
- Sprains
- Subluxation/dislocation
- Tendinopathy
- Osteoarthritis of the wrist
- Carpal tunnel syndrome

## Effects


- Supports and stabilises the wrist
- Can relieve pain



	Size	Size	Wrist circumferenc	
			(cm)	(inch)
L/R	XS - S		14-16	5.5-6.3
L/R	M - L		16-18.5	6.3-7.3
L/R	XL - XXL		18.5-22	7.3-8.7

# Manu 3D

Art. no. 4142 | Wrist support



• Open model for easier donning

## Indications

- Irritation in the wrist area
- Sprains
- Subluxation/dislocation
- Carpal tunnel syndrome
- Tendovaginitis in the hand area
- Osteoarthritis of the wrist

## Effects

- Supports and stabilises the wrist
- Can relieve pain

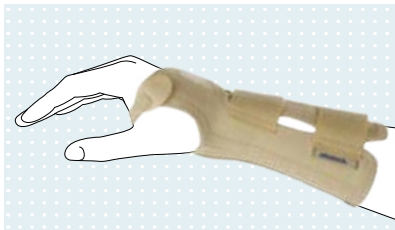


		Wrist circumferenc	
Size	Size	(cm)	(inch)
L/R	XS	14.0-15.0	5.5-5.9
L/R	S	15.0-16.0	5.9-6.3
L/R	M	16.0-17.0	6.3-6.7
L/R	L	17.0-18.5	6.7-7.3
L/R	XL	18.5-20.0	7.3-7.9
L/R	XXL	20.0-22.0	7.9-8.7



# Manu 3D Basic

Art. no. 4143 | Wrist support



Adjustable thumb loop

## Indications

- Irritation in the wrist area
- Sprains
- Subluxation/dislocation
- Tendovaginitis in the hand area
- Osteoarthritis of the wrist

## Effects

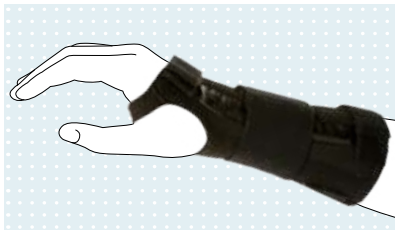
- Supports and stabilises the wrist
- Can relieve pain



		Wrist circumferenc	
Size	Size	(cm)	(inch)
L/R	XS	14.0-15.0	5.5-5.9
L/R	S	15.0-16.0	5.9-6.3
L/R	M	16.0-17.0	6.3-6.7
L/R	L	17.0-18.5	6.7-7.3
L/R	XL	18.5-20.0	7.3-7.9
L/R	XXL	20.0-22.0	7.9-8.7

# Manu Comfort

Art. no. 4055 | Wrist support




• Wrist strap for stability

## Indications

- Wrist instability
- Irritation in the wrist area
- Sprains
- Subluxation/dislocation
- Carpal tunnel syndrome
- Tendovaginitis in the hand area
- Osteoarthritis of the wrist

## Effects

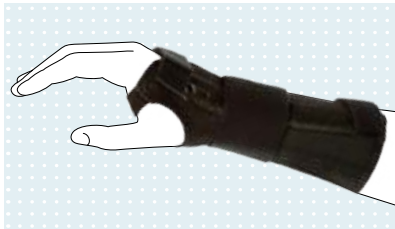
- Stabilises and relieves the wrist
- Can relieve pain



	Size	Size	Wrist circumferenc	
			(cm)	(inch)
L/R	XS - S		13-16	5.1-6.3
L/R	M - L		16-19	6.3-7.5
L/R	XL - XXL		19-23	7.5-9.1

# Manu ComforT Stable

Art. no. 4058 | Wrist support




• Wider splint for added stability

## Indications

- Wrist instability
- Irritation in the wrist area
- Sprains
- Subluxation/dislocation
- Carpal tunnel syndrome
- Tendovaginitis in the hand area
- Osteoarthritis of the wrist
- Wrist drop due to paresis of the radial nerve

## Effects

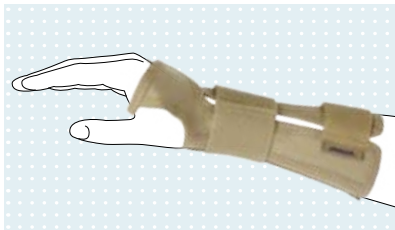
- Stabilises and relieves the wrist
- Can relieve pain



	Size	Size	Wrist circumferenc	
			(cm)	(inch)
L/R	XS - S		13-16	5.1-6.3
L/R	M - L		16-19	6.3-7.5
L/R	XL - XXL		19-23	7.5-9.1

# Manu 3D Stable

Art. no. 4145 | Wrist support



• Open model for easier donning

## Indications

- Irritation in the wrist area
- Sprains
- Subluxation/dislocation
- Carpal tunnel syndrome
- Tendovaginitis in the hand area
- Osteoarthritis of the wrist

## Effects

- Stabilises and relieves the wrist joint
- Can relieve pain



		Wrist circumferenc	
Size	Size	(cm)	(inch)
L/R	XS	14.0-15.0	5.5-5.9
L/R	S	15.0-16.0	5.9-6.3
L/R	M	16.0-17.0	6.3-6.7
L/R	L	17.0-18.5	6.7-7.3
L/R	XL	18.5-20.0	7.3-7.9
L/R	XXL	20.0-22.0	7.9-8.7

# Wristoform

Art. no. 4088 | Wrist support



- With 2 splints: 1 volar pre-shaped and 1 shapeable dorsal splint for additional stability

## Indications

- Wrist instability
- Irritation in the wrist area
- Sprains
- Subluxation/dislocation
- Tendovaginitis in the hand area
- Complex wrist injuries
- Carpal tunnel syndrome

## Effects

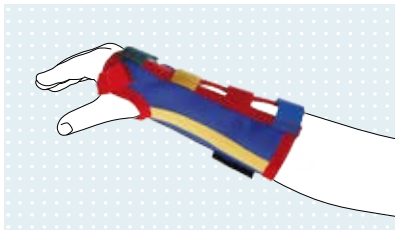
- Stabilises and relieves the wrist
- Can relieve pain



Size		Wrist circumference	
Size	Size	(cm)	(inch)
L/R	XS	13-14	5.1-5.5
L/R	S	14-16	5.5-6.3
L/R	M	16-18	6.3-7.1
L/R	L	18-20	7.1-7.9
L/R	XL	20-22	7.9-8.7

# Children's wrist support

Art. no. 4067 | Wrist support



Adapted to children's anatomy

## Indications

- Irritation in the wrist area, carpometacarpal and metacarpophalangeal joint
- Sprains
- Subluxation/dislocation
- Carpal tunnel syndrome
- Tendovaginitis in the hand area
- Juvenile chronic polyarthritis

## Effects

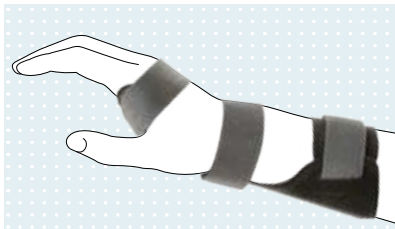
- Stabilises and relieves the wrist joint
- Can relieve pain



	Size	Size	Wrist circumferenc	
			(cm)	(inch)
L/R	XXXS		8,5-9,5	3,3-3,7
L/R	XXS		9,5-10,5	3,7-4,1
L/R	XS		10,5-11,5	4,1-4,5
L/R	S		11,5-13,0	4,5-5,1
L/R	M		13,0-14,0	5,1-5,5
L/R	L		13,5-15,0	5,3-5,9
L/R	XL		15,0-17,0	5,9-6,7

# Manu Forsa Volar

Art. no. 50P12 | Wrist stabilisation brace



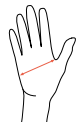
• Individually adjustable metal volar splint

## Indications

- Wrist instability
- Irritation in the wrist area
- Sprains
- Subluxation/dislocation
- Carpal tunnel syndrome
- Partial paralyses

## Effects

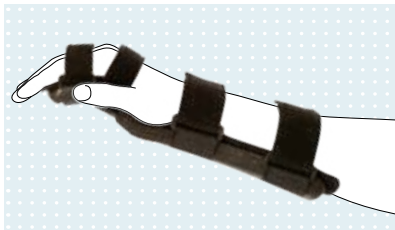
- Partially immobilises the wrist joint
- Can relieve pain



Side	Size	Width of hand	
		(cm)	(inch)
L/R	S	Up to 8.5	Up to 3.3
L/R	M	From 8.5	Over 3.3

# Manu Immobil

Art. no. 50P10 | Wrist brace



• Universal size

---

**Size**

---

Universal

---

## Indications

- Fractures and dislocations of the hand or wrist
- After wrist, carpal, or metacarpal surgery
- Irritation in the wrist area
- Carpal tunnel syndrome
- Osteoarthritis of the wrist
- Massive distortions

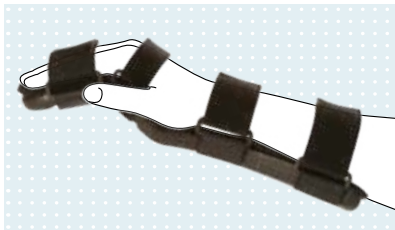
## Effects

- Immobilises the wrist in a functional position
- Can relieve pain



# Manu Immobil long

Art. no. 50P11 | Wrist brace with finger support




Additional immobilisation of the fingers

## Indications

- Fractures and dislocations of the hand, wrist or finger joints
- After wrist, carpal, or metacarpal surgery
- Irritation in the wrist and finger joint areas
- Carpal tunnel syndrome
- Osteoarthritis of the wrist
- Massive distortions

## Effects

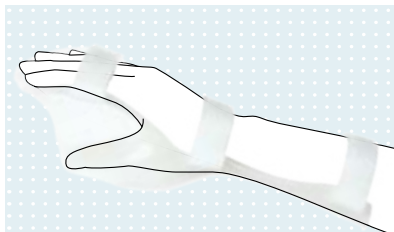
- Immobilises the wrist and finger joints in a functional position
- Can relieve pain



Size	Length of hand	
	(cm)	(inch)
S	Up to 18	Up to 7.1
M	From 18	Over 7.1

# Wrist positioning orthosis

Art. no. 28P44 | Wrist brace



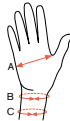
- Thermoplastic mouldable plastic for customised fit and easy cleaning

## Indications

- Wrist instability
- Irritation in the wrist area
- Fractures
- Hemiplegia


## Effects

- Immobilises and positions the hand and finger joints as well as the thumb
- Can relieve pain

	Side	Size	Dimensions					
			A		B		C	
			(cm)	(inch)	(cm)	(inch)	(cm)	(inch)
	L/R	XS	5-6	1.9-2.4	10-13	3.9-5.1	13-15	5.1-7.5
	L/R	S	6-8	2.4-3.2	13-15	5.1-5.9	15-23	7.5-9.1
	L/R	M	8-9	3.2-3.5	15-18	5.9-7.1	23-26	9.1-10.2
	L/R	L	9-10	3.5-3.9	18-21	7.1-8.3	26-31	10.2-12.2
	L/R	XL	10-12	3.9-4.7	21-23	8.3-9.1	31-36	12.2-14.2

# Manu Neurexa Plus

Art. no. 28P30 | Wrist stabilisation brace



- For the treatment of neurological disorders of the wrist
- Suitable for overnight positioning in combination with the 28P31 hand support rest
- Increased effectiveness for repositioning of the shoulder in combination with the 5065N=\*Omo Neurexa Plus

---

**Size**

---

Universal

---

## Indications

- Pareses of the forearm and muscles of the hand after e.g. hemiplegic condition following a stroke
- Cervical disc prolapse
- Injury of the brachial plexus

## Effects

- Relieves the wrist in the appropriate functional position with continuous adjustment
- Limits the movement of the hand in the palmar direction
- The hand can be held with either palmar or volar support
- Supports the patient's gripping ability
- Can prevent pain
- Can prevent malpositioning
- Suitable for overnight positioning in combination with the 28P31 hand support rest
- Increased effectiveness for repositioning of the shoulder in combination with the 5065N=\*Omo Neurexa Plus

Otto Bock HealthCare GmbH  
Max-Näder-Straße 15 · 37115 Duderstadt/Germany  
T +49 5527 848-1706 · F +49 5527 848-72330  
export@ottobock.de · www.ottobock.com